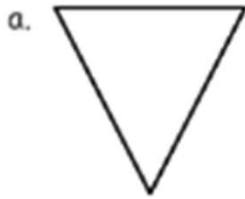


Shapes & Attributes Worksheets

Name _____

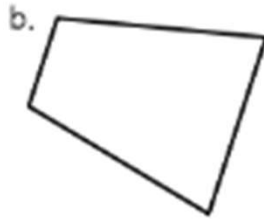
Date _____

1. Identify the number of sides and angles for each shape. Circle each angle as you count, if needed. The first one has been done for you.



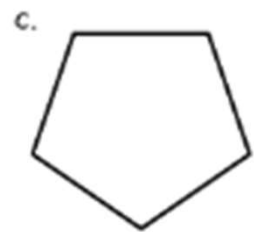
3 sides

3 angles



_____ sides

_____ angles



_____ sides

_____ angles



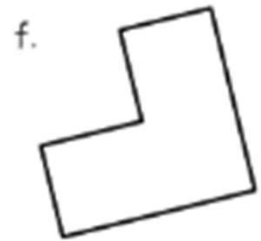
_____ sides

_____ angles



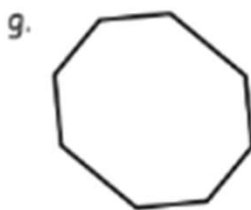
_____ sides

_____ angles



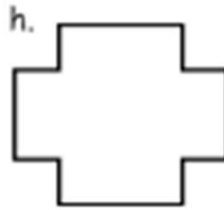
_____ sides

_____ angles



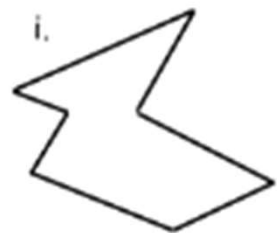
_____ sides

_____ angles



_____ sides

_____ angles



_____ sides

_____ angles

Shapes & Attributes Worksheets

1. Identify the number of sides and angles for each shape. Circle each angle as you count, if needed. The first one has been done for you.



3 sides

3 angles



4 sides

4 angles



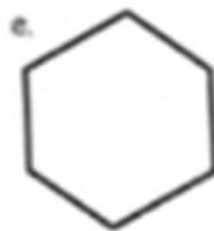
5 sides

5 angles



4 sides

4 angles



6 sides

6 angles



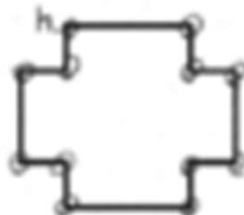
6 sides

10 angles



8 sides

8 angles



12 sides

12 angles



7 sides

7 angles