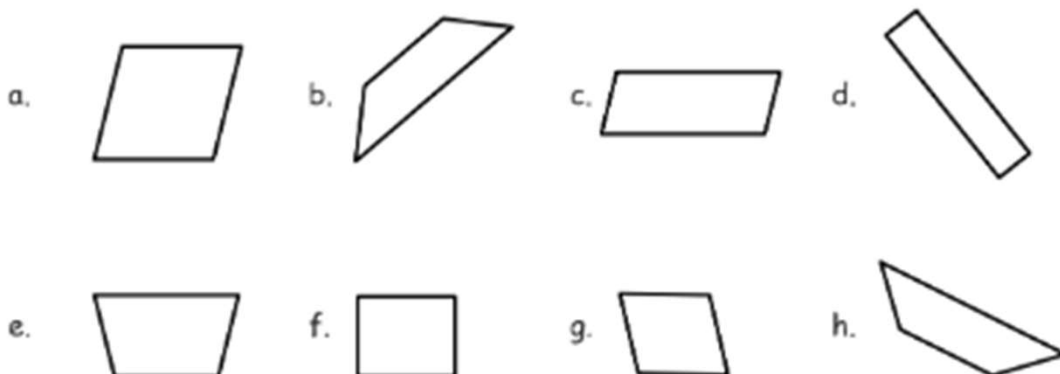


Quadrilateral Worksheets

Name _____ Date _____


1. Use your ruler to draw 2 parallel lines that are not the same length.
2. Use your ruler to draw 2 parallel lines that are the same length.
3. Trace the parallel lines on each quadrilateral using a crayon. For each shape with two sets of parallel lines, use two different colors. Use your index card to find each square corner, and box it.




4. Draw a parallelogram with no square corners.

Quadrilateral Worksheets

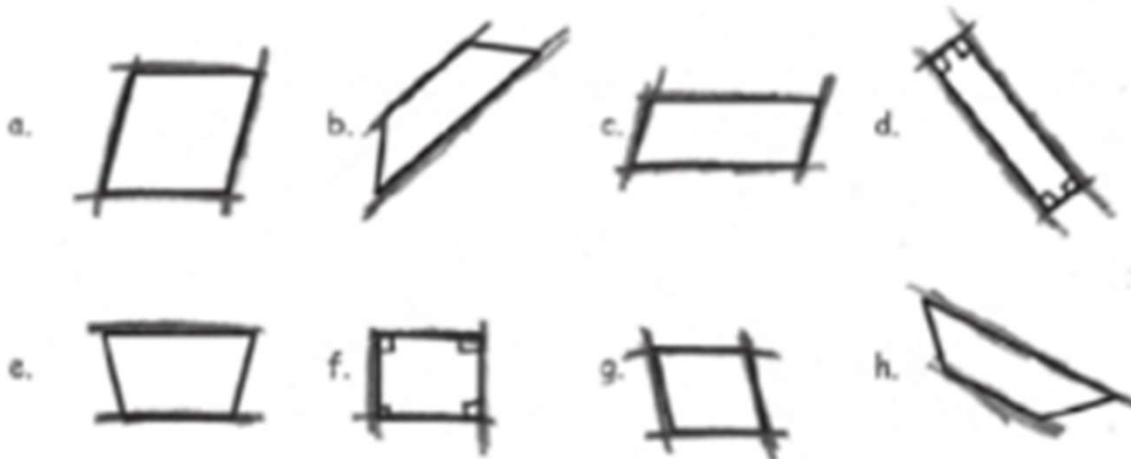
1. Use your ruler to draw 2 parallel lines that are not the same length.



2. Use your ruler to draw 2 parallel lines that are the same length.



3. Trace the parallel lines on each quadrilateral using a crayon. For each shape with two sets of parallel lines, use two different colors. Use your index card to find each square corner and box it.



4. Draw a parallelogram with no square corners.

