


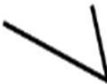



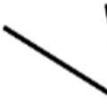








Polygon Worksheets

Draw more sides to complete 2 examples of each polygon.

	Example 1	Example 2
<p>a. Triangle</p> <p>For each example, _____ line was added.</p> <p>A triangle has _____ total sides.</p>		
<p>b. Hexagon</p> <p>For each example, _____ lines were added.</p> <p>A hexagon has _____ total sides.</p>		
<p>c. Quadrilateral</p> <p>For each example, _____ lines were added.</p> <p>A quadrilateral has _____ total sides.</p>		
<p>d. Pentagon</p> <p>For each example, _____ lines were added.</p> <p>A pentagon has _____ total sides.</p>		

Polygon Worksheets

Draw more sides to complete 2 examples of each polygon.

	Example 1	Example 2
<p>a. Triangle For each example, <u>1</u> line was added. A triangle has <u>3</u> total sides.</p>		
<p>b. Hexagon For each example, <u>4</u> lines were added. A hexagon has <u>6</u> total sides.</p>		
<p>c. Quadrilateral For each example, <u>2</u> lines were added. A quadrilateral has <u>4</u> total sides.</p>		
<p>d. Pentagon For each example, <u>3</u> lines were added. A pentagon has <u>5</u> total sides.</p>	