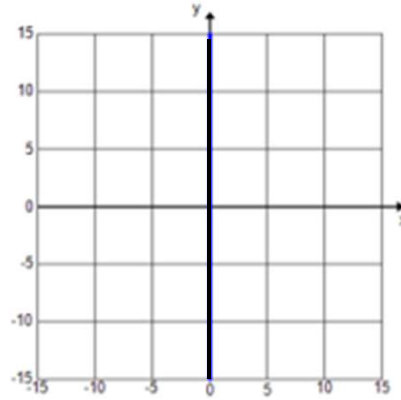


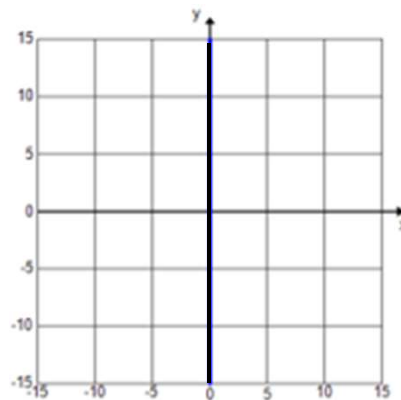
# Graphs of Linear Equations & Inequalities

Graph the following equations and inequalities:

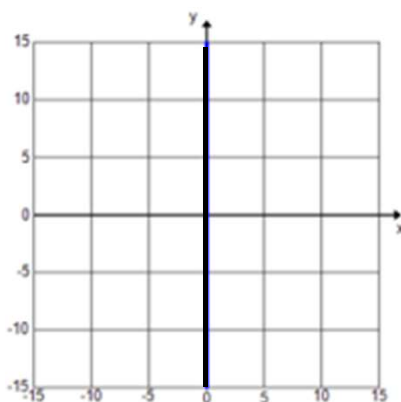
a)  $x = 0$



b)  $x > 0$



c)  $y < 0$

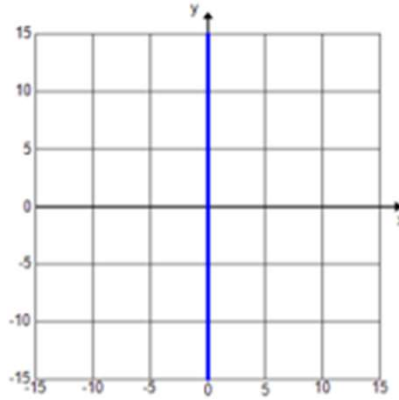


Go to [onlinemathlearning.com](http://onlinemathlearning.com) for more free math resources

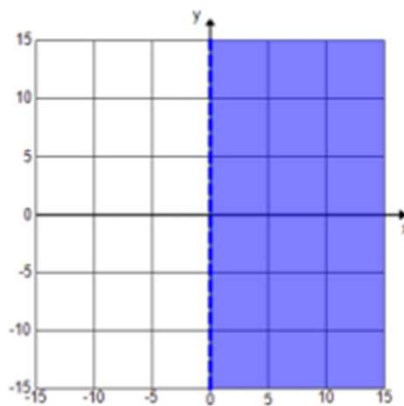
# Graphs of Linear Equations & Inequalities

Graph the following equations and inequalities:

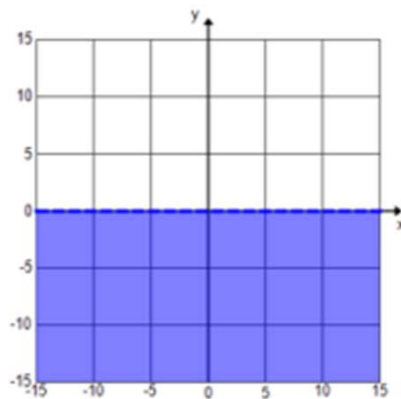
a)  $x = 0$



b)  $x > 0$



c)  $y < 0$



Go to [onlinemathlearning.com](http://onlinemathlearning.com) for more free math resources