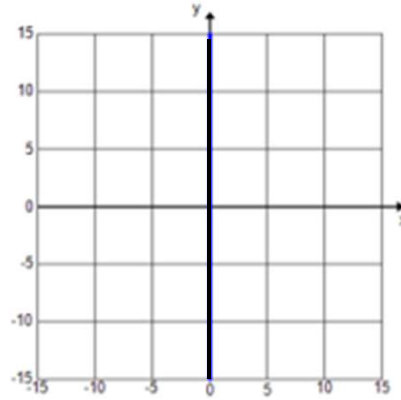


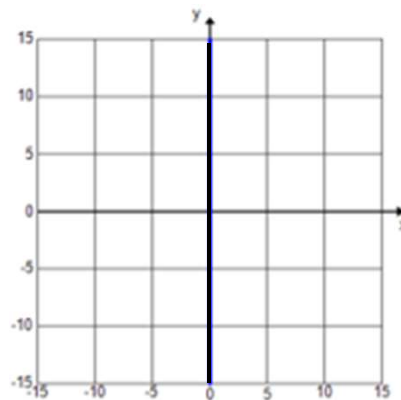
# Graphs of Linear Equations & Inequalities

Graph the following equations and inequalities:

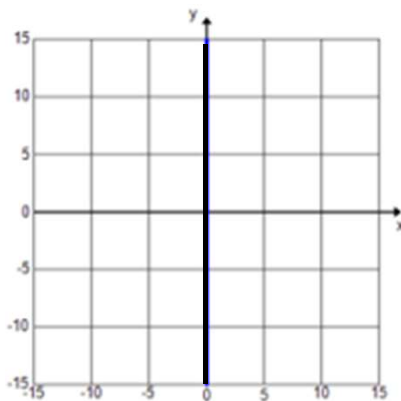
a)  $y = 5$



b)  $y < 5$



c)  $x \geq 5$

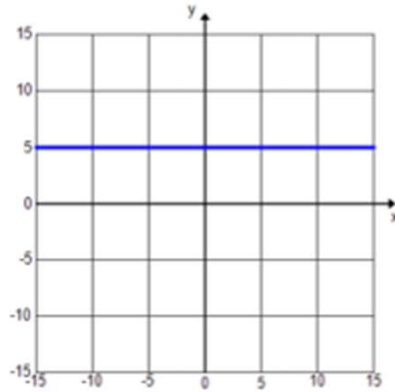


Go to [onlinemathlearning.com](http://onlinemathlearning.com) for more free math resources

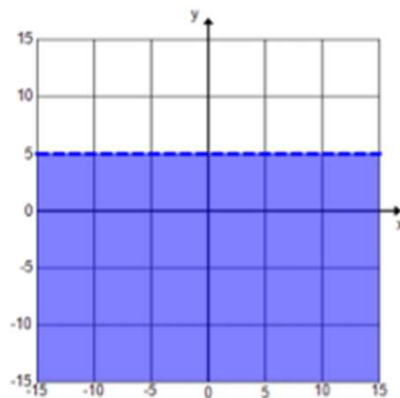
# Graphs of Linear Equations & Inequalities

Graph the following equations and inequalities:

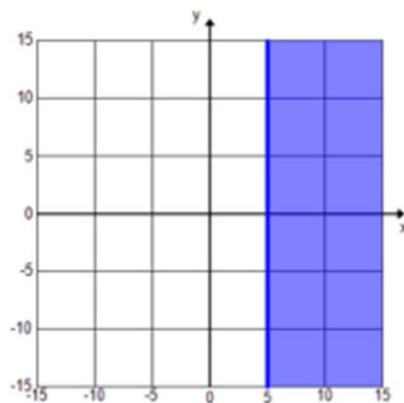
a)  $y = 5$



b)  $y < 5$



c)  $x \geq 5$



Go to [onlinemathlearning.com](http://onlinemathlearning.com) for more free math resources