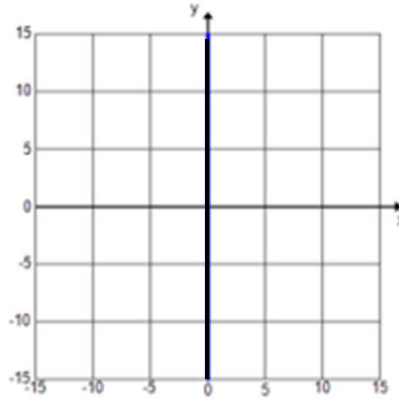


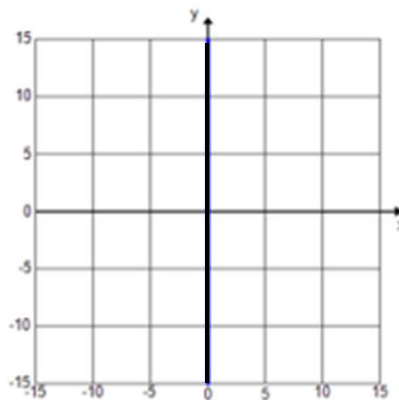
Graphs of Linear Equations & Inequalities

Graph the following equations and inequalities:

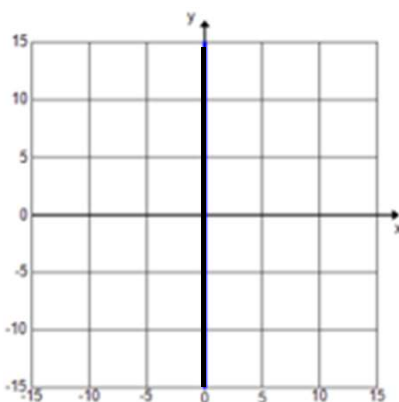
a) $x - y = 10$



b) $x - y < 10$



c) $y > x - 10$

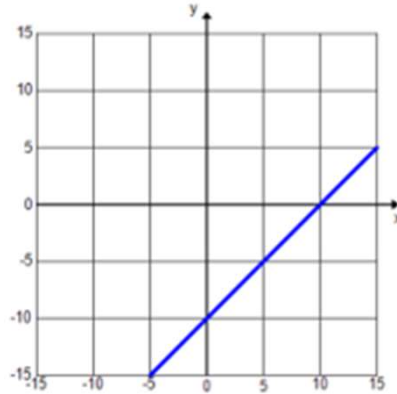


Go to onlinemathlearning.com for more free math resources

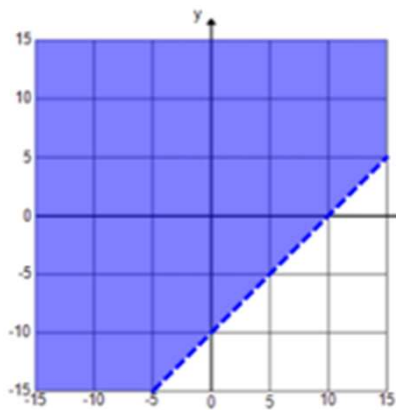
Graphs of Linear Equations & Inequalities

Graph the following equations and inequalities:

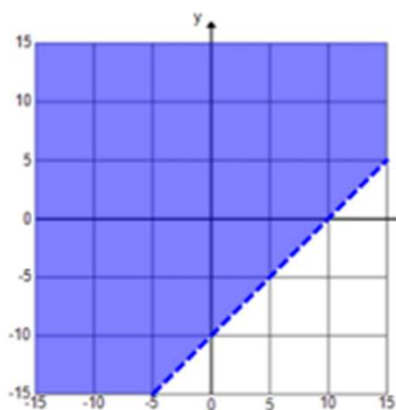
a) $x - y = 10$



b) $x - y < 10$



c) $y > x - 10$



Go to onlinemathlearning.com for more free math resources