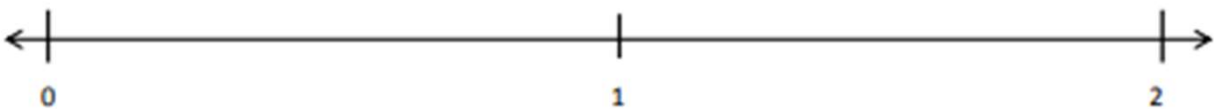


## Fraction Worksheets (Fractions on the Number Line)

2. Partition each whole into 5 unit fractions. Label each fraction. Count up as you go. Box the whole numbers. Box the fractions that are located at the same points as whole numbers.



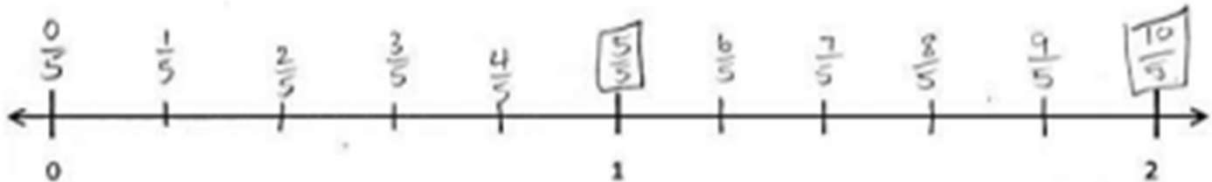
3. Partition each whole into 3 unit fractions. Label each fraction. Count up as you go. Box the fractions that are located at the same points as whole numbers.



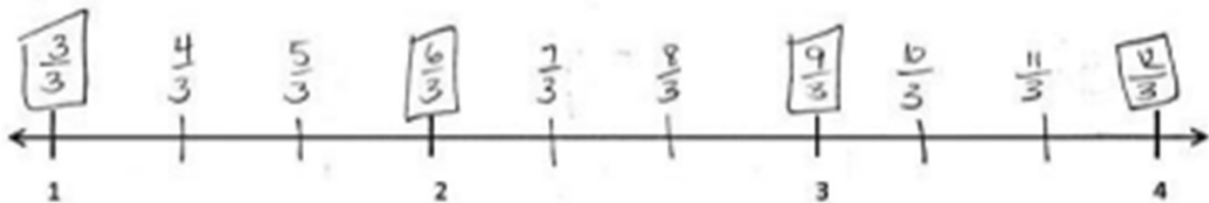
4. Draw a number line with endpoints 0 and 3. Label the wholes. Partition each whole into 4 unit fractions. Label all the fractions from 0 to 3. Use a separate paper if you need more space.

## Fraction Worksheets (Fractions on the Number Line)

2. Partition each whole into 5 unit fractions. Label each unit fraction. Count up as you go. Box the whole numbers. Box the fractions that are located at the same points as whole numbers.



3. Partition each whole into 3 unit fractions. Label each unit fraction. Count up as you go. Box the fractions that are located at the same points as whole numbers.



4. Draw a number line with endpoints 0 and 3. Label the wholes. Partition each whole into 4 unit fractions. Label all the unit fractions from 0 to 3. Use a separate paper if you need more space.

