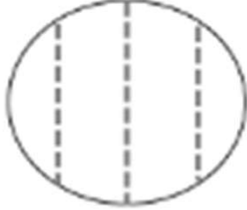



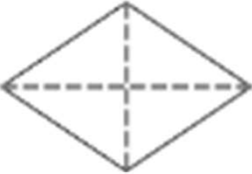






# Divide Shapes Worksheets

1. Circle the correct word(s) to tell how each shape is divided.

<p>a.</p>  <p>equal parts      unequal parts</p>	<p>b.</p>  <p>equal parts      unequal parts</p>
<p>c.</p>  <p>halves      fourths</p>	<p>d.</p>  <p>halves      quarters</p>
<p>e.</p>  <p>halves      quarters</p>	<p>f.</p>  <p>fourths      halves</p>
<p>g.</p>  <p>quarters      halves</p>	<p>h.</p>  <p>halves      fourths</p>

## Divide Shapes Worksheets

2. What part of the shape is shaded? Circle the correct answer.



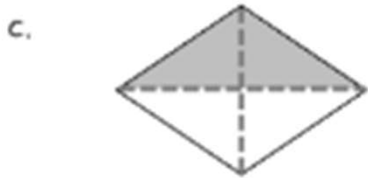
1 half

1 quarter



1 half

1 quarter



1 half

1 quarter



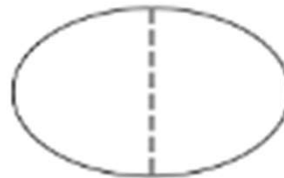
1 half

1 quarter

3. Color 1 quarter of each shape.

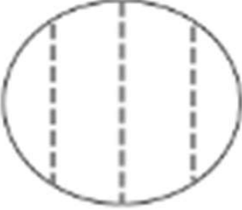



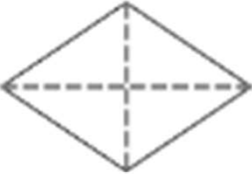





4. Color 1 half of each shape.




# Divide Shapes Worksheets

1. Circle the correct word(s) to tell how each shape is divided.

<p>a.</p>  <p>equal parts      <u>unequal parts</u></p>	<p>b.</p>  <p><u>equal parts</u>      unequal parts</p>
<p>c.</p>  <p><u>halves</u>      fourths</p>	<p>d.</p>  <p>halves      <u>quarters</u></p>
<p>e.</p>  <p>halves      <u>quarters</u></p>	<p>f.</p>  <p>fourths      <u>halves</u></p>
<p>g.</p>  <p><u>quarters</u>      halves</p>	<p>h.</p>  <p>halves      <u>fourths</u></p>

## Divide Shapes Worksheets

2. What part of the shape is shaded? Circle the correct answer.



1 half

1 quarter



1 half

1 quarter



1 half

1 quarter



1 half

1 quarter

3. Color 1 quarter of each shape.



4. Color 1 half of each shape.

