

## Divide Shapes Worksheets

1. a. Do the shapes in Problem 1(a) show halves or thirds? \_\_\_\_\_



- b. Draw 1 more line to partition each shape above into fourths.

2. Partition each rectangle into thirds. Then, shade the shapes as indicated.



3 thirds

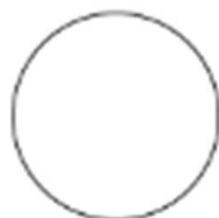


2 thirds

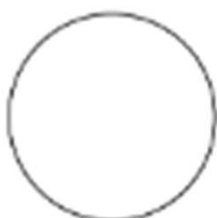


1 third

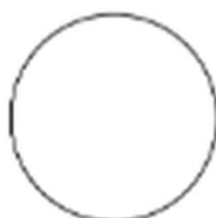
3. Partition each circle into fourths. Then, shade the shapes as indicated.



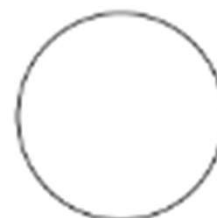
4 fourths



3 fourths



2 fourths



1 fourth

## Divide Shapes Worksheets

1. a. Do the shapes in Problem 1(a) show halves or thirds? halves



- b. Draw 1 more line to partition each shape above into fourths.

2. Partition each rectangle into thirds. Then, shade the shapes as indicated.



3 thirds



2 thirds



1 third

3. Partition each circle into fourths. Then, shade the shapes as indicated.



4 fourths



3 fourths



2 fourths



1 fourth