






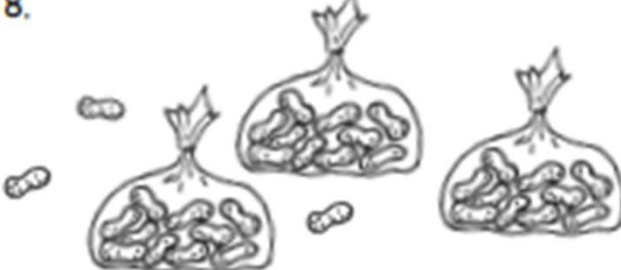


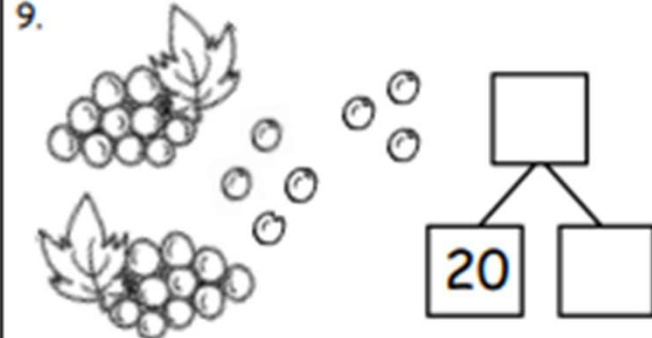

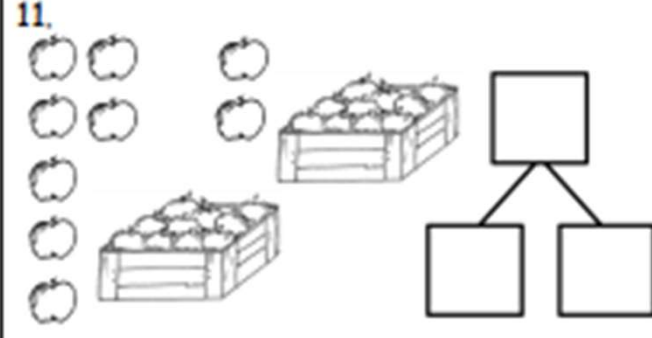

Counting Tens and Ones Worksheets

Circle groups of 10. Write the number.

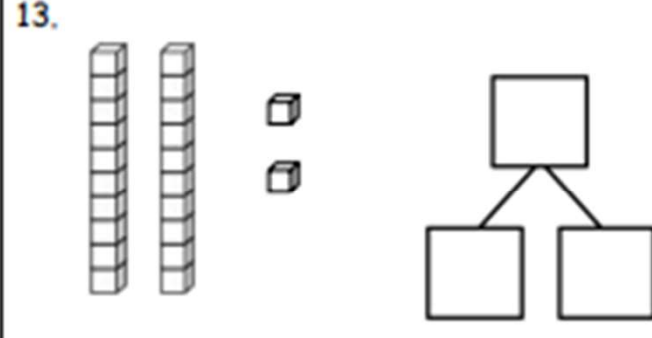
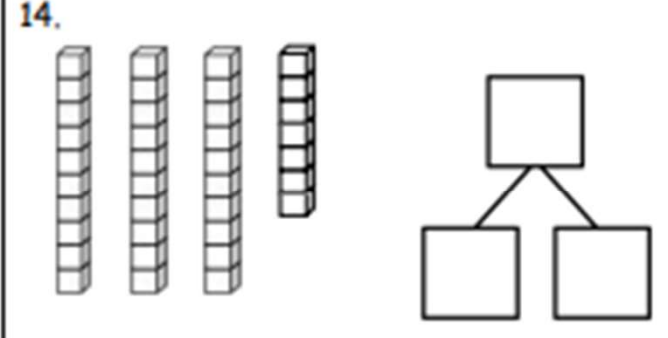
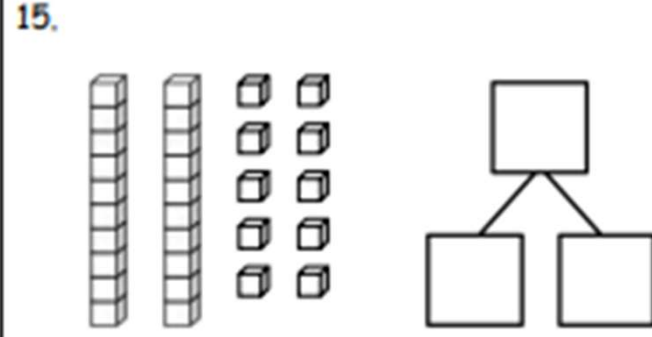
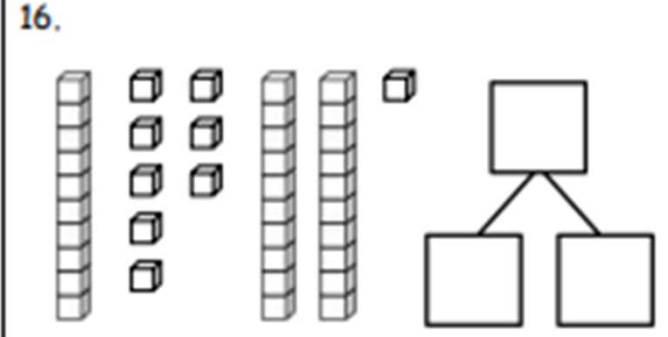
<p>1. </p> <p>There are _____ grapes.</p>	<p>2. </p> <p>There are _____ carrots.</p>
<p>3. </p> <p>There are _____ apples.</p>	<p>4. </p> <p>There are _____ peanuts.</p>
<p>5. </p> <p>There are _____ grapes.</p>	<p>6. </p> <p>There are _____ carrots.</p>
<p>7. </p> <p>There are _____ apples.</p>	<p>8. </p> <p>There are _____ peanuts.</p>

Counting Tens and Ones Worksheets

Make a number bond to show tens and ones.

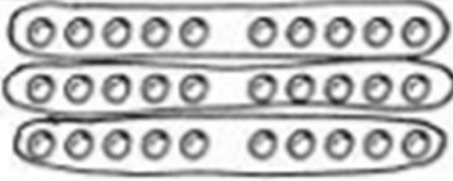

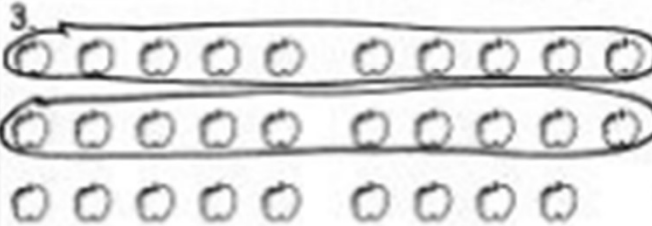
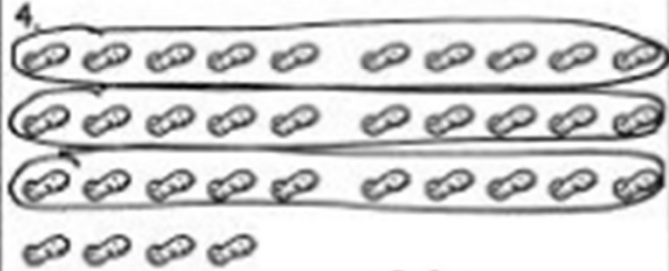




<p>9.</p> 	<p>10.</p> 
<p>11.</p> 	<p>12.</p> 

Make a number bond to show tens and ones. Circle tens to help.

<p>13.</p> 	<p>14.</p> 
<p>15.</p> 	<p>16.</p> 





Counting Tens and Ones Worksheets

Circle groups of 10. Write the number.

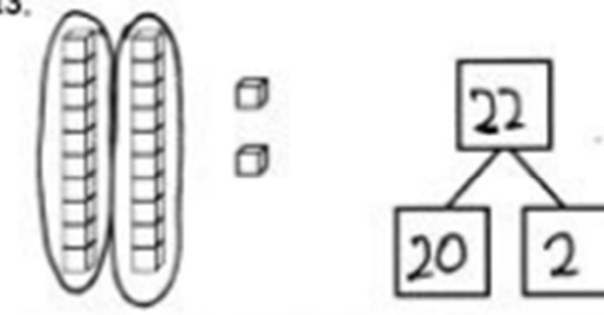
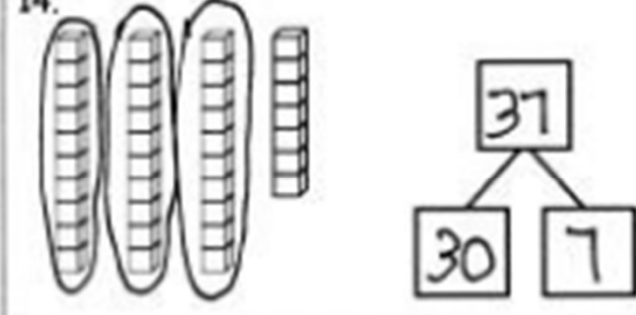
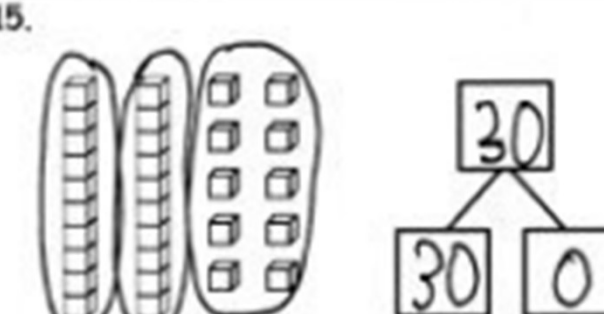
<p>1. </p> <p>There are <u>30</u> grapes.</p>	<p>2. </p> <p>There are <u>24</u> carrots.</p>
<p>3. </p> <p>There are <u>29</u> apples.</p>	<p>4. </p> <p>There are <u>34</u> peanuts.</p>
<p>5. </p> <p>There are <u>31</u> grapes.</p>	<p>6. </p> <p>There are <u>26</u> carrots.</p>
<p>7. </p> <p>There are <u>38</u> apples.</p>	<p>8. </p> <p>There are <u>33</u> peanuts.</p>

Counting Tens and Ones Worksheets

Make a number bond.

<p>9.</p> 	<p>10.</p> 
<p>11.</p> 	<p>12.</p> 

Make a number bond. Circle tens to help.

<p>13.</p> 	<p>14.</p> 
<p>15.</p> 	<p>16.</p> 