

Composite Shapes Worksheets




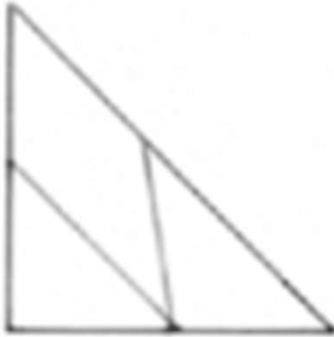
Use the parallelogram and the two smallest triangles of your tangram pieces to make the following polygons. Draw them in the space provided.

a. A quadrilateral with 1 pair of parallel sides.	b. A quadrilateral with no square corners.
c. A quadrilateral with 4 square corners.	d. A triangle with 1 square corner.

Rearrange the parallelogram and the two smallest triangles to make a hexagon. Draw the new shape below.

Composite Shapes Worksheets

Use the parallelogram and the two smallest triangles to make the following polygons. Draw them in the space provided.

<p>a. A quadrilateral with 1 pair of parallel sides.</p> 	<p>b. A quadrilateral with no square corners.</p> 
<p>c. A quadrilateral with 4 square corners.</p> 	<p>d. A triangle with 1 square corner.</p> 

Rearrange the parallelogram and the two smallest triangles to make a hexagon. Draw the new shape below.

