

Commutative Property Worksheets

1. Write the number bond to match the picture. Then, complete the number sentences.

a.

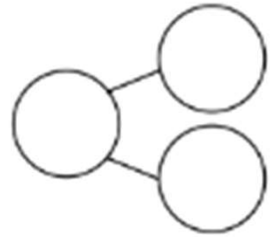


$$\square + \square = \boxed{5}$$

$$\square = \square + \square$$

$$\square + \square = \boxed{5}$$

$$\square = \square + \square$$



b.

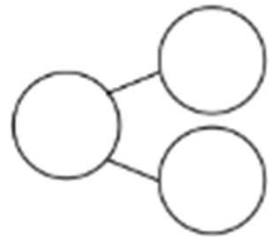


$$\square + \square = \boxed{8}$$

$$\boxed{8} = \square + \square$$

$$\square + \square = \square$$

$$\square = \square + \square$$



c.

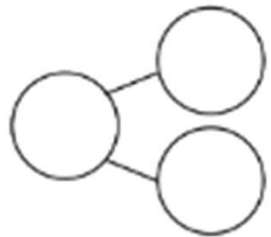


$$\square + \square = \square$$

$$\square = \square + \square$$

$$\square + \square = \square$$

$$\square = \square + \square$$



Commutative Property Worksheets

Write the expression under each plate. Add the equal sign to show they are the same amount.

2.



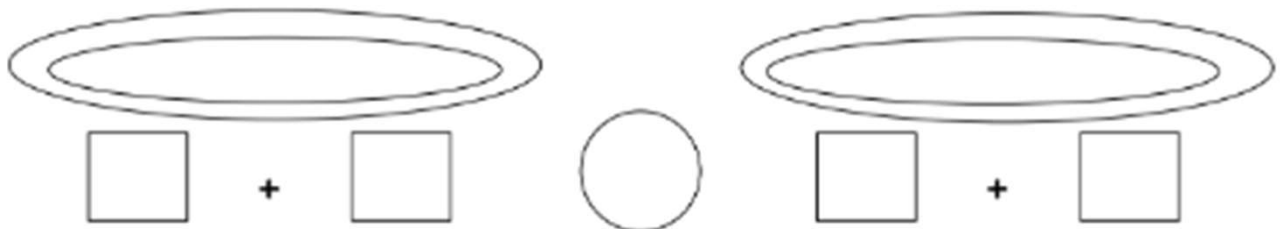
3.



4. Draw to show the expression.



5. Draw and write to show 2 expressions that use the same numbers and have the same total.



Commutative Property Worksheets

1. Write the number bond to match the picture. Then complete the number sentences.

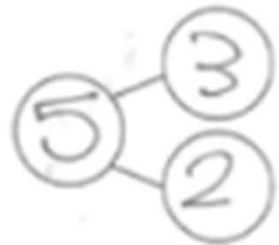


$$\boxed{3} \odot \boxed{2} = \boxed{5}$$

$$\boxed{5} = \boxed{3} \odot \boxed{2}$$

$$\boxed{2} \odot \boxed{3} = \boxed{5}$$

$$\boxed{5} = \boxed{2} \odot \boxed{3}$$

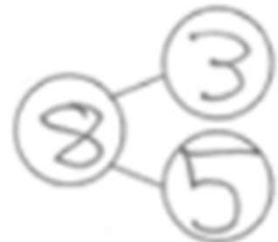


$$\boxed{5} \odot \boxed{3} = \boxed{8}$$

$$\boxed{8} = \boxed{5} \odot \boxed{3}$$

$$\boxed{3} \odot \boxed{5} = \boxed{8}$$

$$\boxed{8} = \boxed{3} \odot \boxed{5}$$

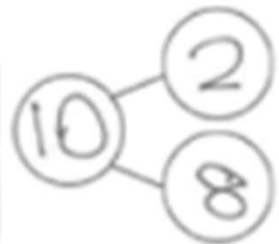


$$\boxed{2} \odot \boxed{8} = \boxed{10}$$

$$\boxed{10} = \boxed{8} \odot \boxed{2}$$

$$\boxed{8} \odot \boxed{2} = \boxed{10}$$

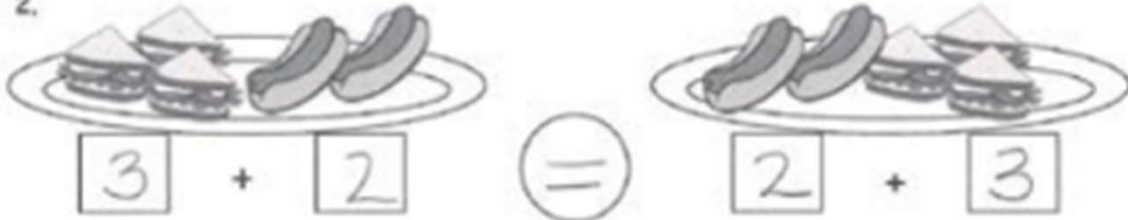
$$\boxed{10} = \boxed{2} \odot \boxed{8}$$



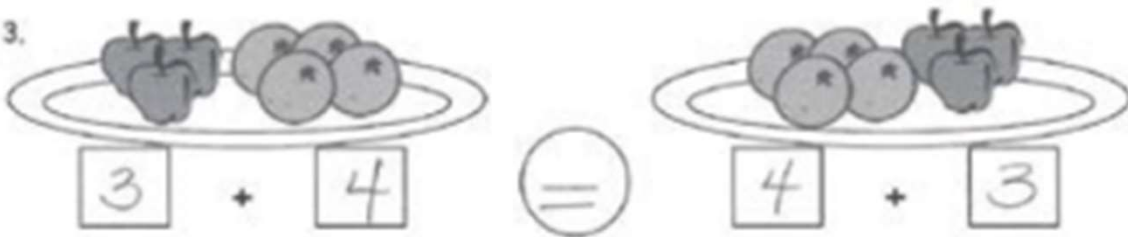
Commutative Property Worksheets

Write the expression under each plate. Add the equal sign to show they are the same amount

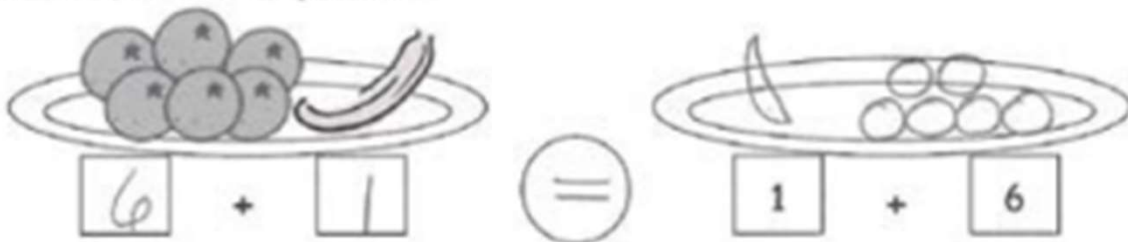
2.



3.



4. Draw to show the expression.



5. Draw and write to show 2 expressions that use the same numbers and have the same total.

