

Shape Worksheets (Compare & Classify Polygons)

Name _____

Date _____

Use a ruler and a right angle tool to help you draw the figures with the attributes given below.

1. Draw a triangle with 1 right angle.

2. Draw a quadrilateral with 4 right angles and sides that are all 2 inches long.

3. Draw a quadrilateral with at least 1 set of parallel sides. Trace the parallel sides green.

Go to [onlinemathlearning.com](https://www.onlinemathlearning.com) for more free math resources

Shape Worksheets (Compare & Classify Polygons)

4. Draw a pentagon with at least 2 equal sides. Label the 2 equal side lengths of your shape.

5. Draw a hexagon with at least 2 equal sides. Label the 2 equal side lengths of your shape.

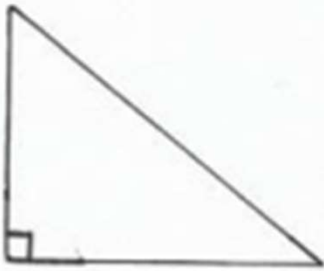
6. Sam says that he drew a polygon with 2 sides and 2 angles. Can Sam be correct? Use pictures to help you explain your answer.

Go to [onlinemathlearning.com](https://www.onlinemathlearning.com) for more free math resources

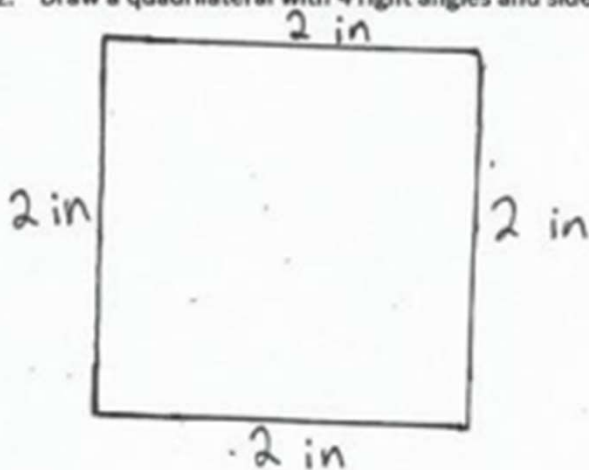
Shape Worksheets (Compare & Classify Polygons)

Use a ruler and a right angle tool to help you draw the figures with the given attributes below.


1. Draw a triangle with 1 right angle.



2. Draw a quadrilateral with 4 right angles and sides that are all 2 inches long.

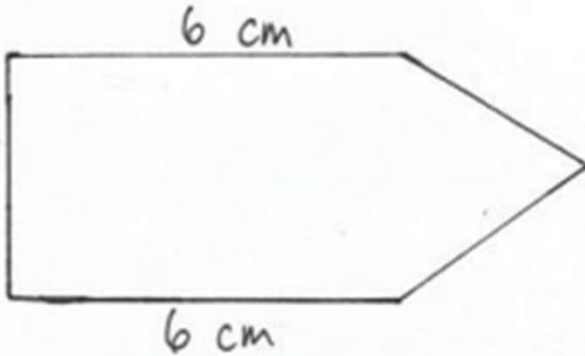


3. Draw a quadrilateral with at least 1 set of parallel sides. Trace the parallel sides green.

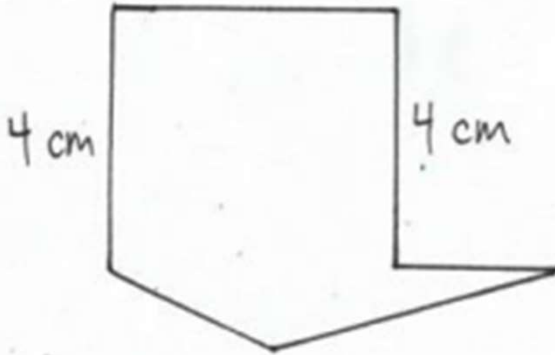


Shape Worksheets (Compare & Classify Polygons)

4. Draw a pentagon with at least 2 equal sides. Label the 2 equal side lengths of your shape.



5. Draw a hexagon with at least 2 equal sides. Label the 2 equal side lengths of your shape.



6. Sam says that he drew a polygon with 2 sides and 2 angles. Can Sam be correct? Use pictures to help you explain your answer.

D
^
||

Sam can't be correct because you can't have 2 straight sides and 2 angles. To get 2 angles, I had to draw a curved line. Maybe he means 3 straight sides and 3 angles, because a polygon needs 3 straight sides and 3 angles.