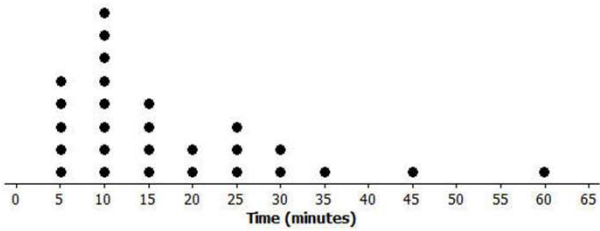


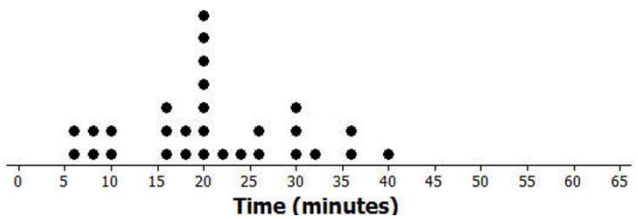
# Box Plot Worksheet

Dot plots for the amount of time it took students in Mr. S's and Ms. J's classes to get to school are below.

**Mr. S's Class**



**Ms. J's Class**



a) Make a box plot of the times for each class.

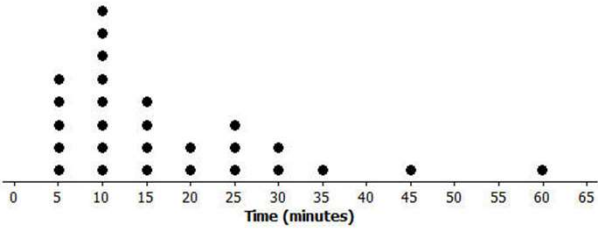
b) What is one thing you can see in the dot plot that you cannot see in the box plot? What is something that is easier to see in the box plot than in the dot plot?

Go to [onlinemathlearning.com](http://onlinemathlearning.com) for more free math resources

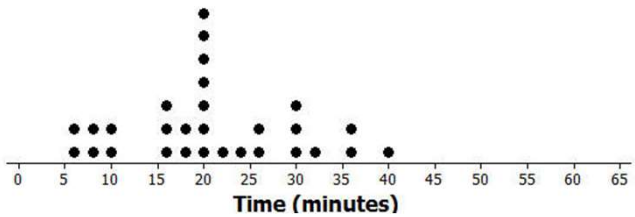
# Box Plot Worksheet

Dot plots for the amount of time it took students in Mr. S's and Ms. J's classes to get to school are below.

Mr. S's Class



Ms. J's Class



a) Make a box plot of the times for each class.

Mr. S's Class



Ms. J's Class



**Mr. S's five-number summary: 5, 10, 15, 25, 60**

**Ms. J's five-number summary: 5, 16, 20, 28, 40**

b) What is one thing you can see in the dot plot that you cannot see in the box plot? What is something that is easier to see in the box plot than in the dot plot?

*The dot plot shows individual times, which you cannot see in the box plot. The box plot shows the location of the median and of the lower and upper quartiles.*

Go to [onlinemathlearning.com](http://onlinemathlearning.com) for more free math resources