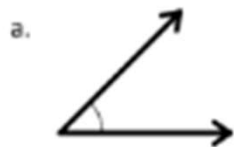
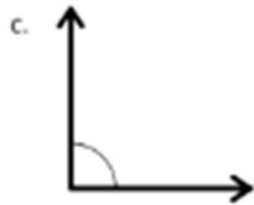


Angles Worksheets (Right, Acute, Obtuse)

Label each angle as greater than, less than, or equal to a right angle, and then connect each angle to the correct label of acute, right, or obtuse. (You may use a right angle template). The first one has been completed for you.



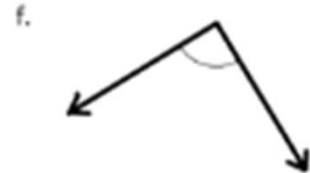
Less than



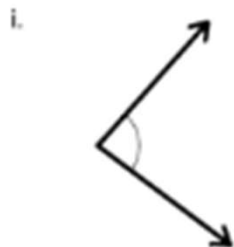
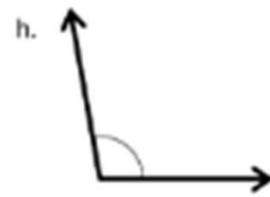
● Acute ●



● Right ●



● Obtuse ●



Angles Worksheets (Right, Acute, Obtuse)

Label each angle as greater than, less than, or equal to a right angle, and then connect each angle to the correct label of acute, right, or obtuse. (You may use a right angle template). The first one has been completed for you.

