

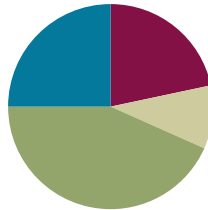
Lesson 4

Objective: Read and write multi-digit numbers using base ten numerals, number names, and expanded form.

Related Topics: [More Lesson Plans for the Common Core Math](#)

Suggested Lesson Structure

■ Fluency Practice	(13 minutes)
■ Application Problem	(6 minutes)
■ Concept Development	(26 minutes)
■ Student Debrief	(15 minutes)
Total Time	(60 minutes)



Fluency Practice (13 minutes)

- Skip-Counting **3.OA.4–7** (3 minutes)
- Place Value **4.NBT.2** (2 minutes)
- Numbers Expressed in Different Base Units **4.NBT.1** (8 minutes)

Skip-Counting (3 minutes)

Note: Practicing skip-counting on the number line builds a foundation for accessing higher order concepts throughout the year.

Direct students to skip-count by fours forward and backward to 48 focusing on transitions crossing the ten.

Place Value (2 minutes)

Materials: (S) Personal white boards, place value chart to the hundred thousands

Note: Reviewing and practicing place value skills in isolation will prepare students for success in writing multi-digit numbers in expanded form.

T: Show 5 hundred thousands in number disks and write the number below it on the place value chart.

Students draw 5 hundred thousands disks, write 5 at the bottom of the ten thousands column and 0 in each column to the right of it. (Draw to correct student misunderstanding.)



NOTES ON MULTIPLE MEANS OF REPRESENTATION:

Place value fluency practices support language acquisition as it couples meaningful visuals with valuable practice speaking the standard and unit form of numbers to 1 million.

- T: Say the number in unit form.
S: 5 hundred thousands.
T: Say it in standard form 500,000.

Continue for the following possible sequence: 5 hundred thousands 3 ten thousands, 5 hundred thousands 3 hundreds, 5 ten thousands 3 hundreds, 1 hundred thousand 3 hundreds 5 tens, 4 hundred thousands, 2 ten thousands, 5 tens, 3 ones.

Numbers Expressed in Different Base Units (8 minutes)

Materials: (S) Personal white boards, place value chart to the millions

Note: This fluency will prepare students for success in writing multi-digit numbers in expanded form.

Base Hundred Units

- T: (Project 3 hundreds = ____.) Say the number in standard form.
S: 300.

Continue with a suggested sequence of 9 hundreds, 10 hundreds, 19 hundreds, 21 hundreds, 33 hundreds, 30 hundreds, 100 hundreds, 200 hundreds, 500 hundreds, 530 hundreds, 537 hundreds, and 864 hundreds.

Base Thousand Units

- T: (Project 5 thousands = ____.) Say the number in standard form.
S: 5000.

Continue with a suggested sequence of 9 thousands, 10 thousands, 20 thousands, 100 thousands, 220 thousands, and 347 thousands.

Base Ten Thousand Units

- T: (Project 7 ten thousands = ____.) Say the number in standard form.
S: 70,000.

Continue with a suggested sequence of 9 ten thousands, 10 ten thousands, 12 ten thousands, 19 ten thousands, 20 ten thousands, 30 ten thousands, 80 ten thousands, 800 ten thousands, 817 ten thousands, and 438 ten thousands.

Base Hundred Thousand Units

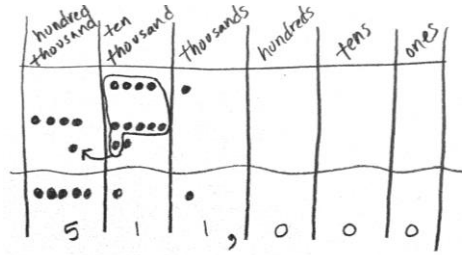
- T: (Project 3 hundred thousands = ____.) Say the number in standard form.
S: 300,000.

Continue with a suggested sequence of 6 hundred thousands, 9 hundred thousands, 10 hundred thousands, 20 hundred thousands, 70 hundred thousands, 71 hundred thousands, 75 hundred thousands, and 43 hundred thousands.

Application Problem (6 minutes)

There are about forty-one thousand Asian elephants and about four hundred seventy thousand African elephants left in the world. About how many Asian and African elephants are left in total?

Note: This application problem builds on the content of the previous lesson, requiring students to name base thousand units. It also builds from **3.NBT.2** (fluently add and subtract within 1000). Assist students by asking them to add using unit names (similar to the example), not the entire numbers as digits.



$$\begin{array}{r} 41 \text{ thousand Asian} \\ + 470 \text{ thousand African} \\ \hline 511 \text{ thousand elephants} \end{array}$$

Concept Development (26 minutes)

Materials: (S) Personal white boards

Problem 1

Write a four-digit number in expanded form.

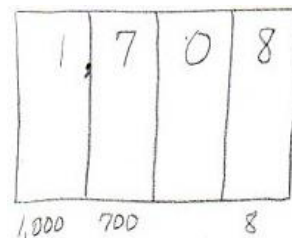
- T: On your place value chart write the following number:
1,708.
- T: What is the value of the 1?
S: 1,000.
- T: (Write 1,000 under the thousands place.)
What is the value of the 7?
S: 700. (Record 700 under the hundreds.)
- T: What value does zero have?
S: Zero.
- T: What is the value of 8?
S: 8. (Record 8.)
- T: What is the value of 1,000 and 700 and 8?
S: 1,708.
- T: So, 1,708 is the same as 1,000 plus 700 plus 8.
- T: Write a number sentence to show that equation.
S: $1,000 + 700 + 8 = 1,708$.



**NOTES ON
MULTIPLE MEANS OF
ACTION AND
EXPRESSION:**

Scaffold student composition of number words with the following of options:

- Provide individual cards with number words that can be easily copied.
- Allow students to abbreviate number words.
- Set individual goals for writing number words.
- Allow ELLs their language of choice for expressing number words.



Problem 2

Write a five-digit number in word form and expanded form.

T: Now erase your values and write this number: 27,085.

T: Show the value of each digit at the bottom of your place value chart.

S: 20,000, 7,000, 80, and 5.

T: Why is there no term representing the hundreds?

S: Zero stands for nothing. → Zero added to a number doesn't change the value.

T: With your partner write an addition sentence.

S: $20,000 + 7,000 + 80 + 5 = 27,085$.

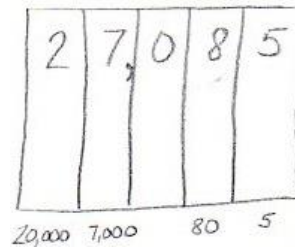
T: Now, read the expanded sentence with me.

S: Twenty thousand plus seven thousand plus eighty plus five equals twenty-seven thousand, eighty-five.

T: (Write the number as you speak.) You said "twenty-seven thousand, eighty five."

T: What do you notice about where I placed a comma in both the standard form and word form?

S: It is placed after 27 to separate the thousands in both the standard form and word form.



Problem 3

Transcribe a number in word form to standard and expanded form.

Display two hundred seventy thousand, eight hundred fifty.

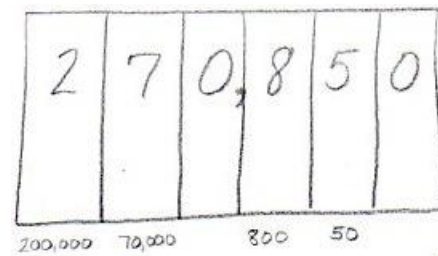
T: Read this number. (Students read.) Tell your partner how you can match the word form to the standard form?

S: Everything you say, you should write in words. → The comma helps to separate the numbers in the thousands from the numbers in the hundreds, tens, and ones.

T: Write this number in your place value chart. Now, write this number in expanded form. Tell your partner your equation.

S: $200,000 + 70,000 + 800 + 50$ equals 270,850.

Repeat with sixty-four thousand, three.



Problem 4

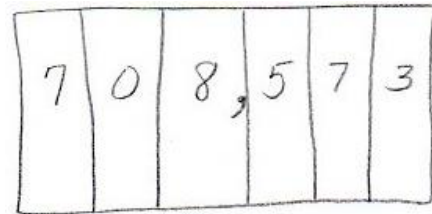
Convert a number in expanded form to word and standard form.

Display $700,000 + 8,000 + 500 + 70 + 3$

T: Read this number statement. (Students read.) On your own, write this number in your place value chart.

T: My sum is 78,573. Compare your sum with mine.

S: Your 7 is in the wrong place. → The value of the 7 is 700,000. Your 7 has a value of 70,000.



MP.3

T: Read this number in standard form with me.

S: Seven hundred eight thousand, five hundred seventy-three.

T: Write this number in words. Remember to check for correct use of commas and hyphens.

Repeat with $500,000 + 30,000 + 10 + 3$

Problem Set (10 minutes)

Students should do their personal best to complete the Problem Set within the allotted 10 minutes. For some classes, it may be appropriate to modify the assignment by specifying which problems they work on first. Some problems do not specify a method for solving. Students solve these problems using the RDW approach used for Application Problems.

Student Debrief (15 minutes)

Lesson Objective: Read and write multi-digit numbers using base ten numerals, number names, and expanded form.

Invite students to review their solutions for the Problem Set and the totality of the lesson experience. They should check work by comparing answers with a partner before going over answers as a class. Look for misconceptions or misunderstandings that can be addressed in the Debrief. Guide students in a conversation to debrief the Problem Set. You may choose to use any combination of the questions below to lead the discussion.

- Compare the numbers in Problems 1 and 2. What do you notice?
- As you completed the chart on Page 2, what number words were tricky to write? Which number words can be confused with other number words? Why? What strategies did you use to spell number words?

NYS COMMON CORE MATHEMATICS CURRICULUM

Name Jack Date _____

1. On the place value chart below, label the units and represent the number 90,523.

millions	hundred thousands	ten thousands	thousands	hundreds	tens	ones
		9	0	5	2	3

a. Write the number in word form.
ninety thousand, five hundred twenty-three

b. Write the number in expanded form.
 $90,000 + 500 + 20 + 3$

2. Represent the number 905,203.

millions	hundred thousands	ten thousands	thousands	hundreds	tens	ones
	9	0	5	2	0	3

a. Write the number in word form.
nine hundred five thousand, two hundred three

b. Write the number in expanded form.
 $900,000 + 5,000 + 200 + 3$

COMMON CORE

Lesson 4: Read and write multi-digit numbers using base ten numerals, number names, and expanded form.

Date: 4/13/13

engage^{ny}

1.A.6

- Timothy and his dad read a number word in two ways. What other numbers can be read more than one way? Which way of reading a number best helps you solve? When?
- Two students discussed the importance of zero. Nate said that zero is not important, while Jill said that zero is extremely important. Who is right? Why do you think so?
- What role can zero play in a number?
- How is expanded form related to the standard form of a number?
- When might you use expanded form to solve?

Exit Ticket (3 minutes)

After the Student Debrief, instruct students to complete the Exit Ticket. A review of their work will help you assess the students' understanding of the concepts that were presented in the lesson today and plan more effectively for future lessons. You may read the questions aloud to the students.

NYS COMMON CORE MATHEMATICS CURRICULUM

3. Complete the following chart:

Number	Word Form	Expanded Form
2,480	two thousand, four hundred eighty	$2,000 + 400 + 80$
20,482	twenty thousand, four hundred eighty-two	$20,000 + 400 + 80 + 2$
64,106	sixty-four thousand, one hundred six	$60,000 + 4,000 + 100 + 6$
604,016	six hundred four thousand sixteen	$600,000 + 4,000 + 10 + 6$
1,060,060	One million, sixty thousand, sixty	$1,000,000 + 60,000 + 60$

4. Black Rhinos are endangered, with only 4,400 left in the world. Timothy read that number as "four thousand, four hundred." But his father read the number as "44 hundred." Who read the number correctly? Use pictures, numbers or words to explain your answer.

Both Timothy and his father read the number correctly. 4,400 is "four thousand, four hundred." It can also be read as "forty-four hundred" since the 4 thousands can be regrouped as 40 hundreds. 40 hundreds plus 4 hundreds is forty-four hundreds.

COMMON CORE Lesson 4: Read and write multi-digit numbers using base-ten numerals, number names, and expanded form. engage^{ny} 1.A.7
Date: 4/13/13
© 2013 Common Core, Inc. All rights reserved. commoncore.org

Name _____

Date _____

1. On the place value chart below, label the units and represent the number 90,523.

--	--	--	--	--	--	--

- a. Write the number in word form.
-
-
- b. Write the number in expanded form.

2. Represent the number 905,203.

--	--	--	--	--	--	--

- a. Write the number in word form.
-
-
- b. Write the number in expanded form.

3. Complete the following chart:

Number	Word Form	Expanded Form
	two thousand, four hundred eighty	
		$20,000 + 400 + 80 + 2$
	sixty-four thousand, one hundred six	
604,016		
1,060,060		

4. Black Rhinos are endangered, with only 4,400 left in the world. Timothy read that number as “four thousand, four hundred.” But his father read the number as “44 hundred.” Who read the number correctly? Use pictures, numbers, or words to explain your answer.

Name _____

Date _____

1. Use the place value chart below to complete the following:

- a. Label the units on the chart.
- b. Write the number $800,000 + 6,000 + 300 + 2$ in the place value chart.
- c. Write the number in word form.

2. Write one hundred sixty thousand, five hundred eighty-two in expanded form.

Name _____

Date _____

1. On the place value chart below, label the units and represent the number 50,679.

--	--	--	--	--	--	--

a. Write the number in word form.

b. Write the number in expanded form.

2. On the place value chart below, label the units and represent the number 506,709.

--	--	--	--	--	--	--

a. Write the number in word form.

b. Write the number in expanded form.

3. Complete the following chart:

Number	Word Form	Expanded Form
	five thousand, three hundred seventy	
		$50,000 + 300 + 70 + 2$
	thirty-nine thousand, seven hundred one	
309,017		
1,070,070		

4. Use pictures, numbers, and words to explain another way to say “sixty-five hundred.”