

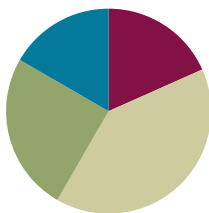
Lesson 9

Objective: Model the associative property as a strategy to multiply.

Related Topics: [More Lesson Plans for the Common Core Math](#)

Suggested Lesson Structure

■ Fluency Practice	(11 minutes)
■ Application Problems	(15 minutes)
■ Concept Development	(24 minutes)
■ Student Debrief	(10 minutes)
Total Time	(60 minutes)



Fluency Practice (11 minutes)

- Divide by 6 and 7 **3.OA.7** (3 minutes)
- Group Counting **3.OA.1** (4 minutes)
- Write In the Parentheses **3.OA.7** (4 minutes)

Divide by 6 and 7 (3 minutes)

Materials: (S) Personal white boards

Note: This fluency reviews using a letter to represent the unknown, first taught in G3–M3–Lesson 3.

T: (Write $a \times 6 = 12$.) On your boards, write the value of a .

S: (Write $a = 2$.)

T: (Write $12 \div 6 = a$.) Say the division sentence.

S: $12 \div 6 = 2$.

Continue with the following suggested sequence: $a \times 6 = 30$, $b \times 6 = 24$, $c \times 6 = 36$, $d \times 6 = 60$, $e \times 6 = 54$, $f \times 7 = 35$, $g \times 7 = 28$, $h \times 7 = 42$, $j \times 7 = 70$, and $k \times 7 = 56$.

Group Counting (4 minutes)

Note: Group counting reviews interpreting multiplication as repeated addition. Group counting eights prepares students for multiplication in this topic, and nines anticipates multiplication using those units later in the module.

Direct students to count forward and backward, occasionally changing the direction of the count:

- Eights to 80
- Nines to 90

Write In the Parentheses (4 minutes)

Materials: (S) Personal white boards

Note: This fluency reviews the use of parentheses, taught in G3–M3–Lesson 8.

T: (Write $10 - 5 + 3 = 8$.) On your boards, copy the equation. Then insert parentheses to make the statement true.

S: (Write $(10 - 5) + 3 = 8$.)

Continue with the following suggested sequence: $10 - 5 + 3 = 2$, $10 = 20 - 7 + 3$, $16 = 20 - 7 + 3$, $8 + 2 \times 4 = 48$, $8 + 2 \times 4 = 40$, $12 = 12 \div 2 \times 2$, $3 = 12 \div 2 \times 2$, $10 = 35 - 5 \times 5$, and $20 - 10 \div 5 = 2$.

Application Problems (15 minutes)

Materials: (S) Application Problems Sheet

Note: These problems give students practice solving equations with parentheses. This sequence of problems is specifically designed so that students recognize that the position of the parentheses does not change the answer in multiplication problems with more than two factors. (The same is true for addition. Problem 1 hints at this.) Debrief the Application Problems so that this is clear to students with respect to multiplication; this understanding will be critical for the Concept Development. You may choose to begin the discussion by having them analyze the difference between the problems they circled and those they did not.

Concept Development (24 minutes)

Materials: (S) Personal white boards

T: (Write 16×3 .) This is a difficult problem for a third grader to solve. Let's simplify it. Work with your partner to list factors that have a product of 16. Write them on your personal board.

S: 4 times 4 makes 16! \rightarrow 8 and 2 also works.

T: 4, 8, and 2 are much friendlier factors than 16. Let's rewrite 16 as 8×2 . (Write $(8 \times 2) \times 3$.) Why do you think I put 8×2 in parentheses?

S: The parentheses show that when you group those numbers together and multiply, you get 16.

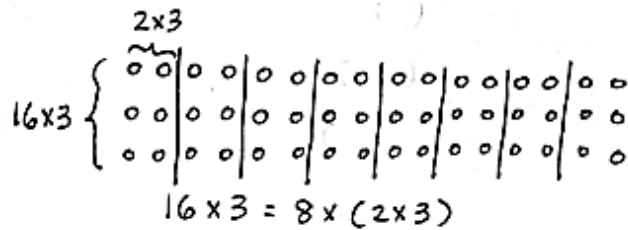
A NOTE ON MULTIPLE MEANS FOR ACTION AND EXPRESSION:

One way to scaffold listing factors of 16 is to give students 16 beans they can put into equal groups.

- T: Even with the 16 rewritten, this problem isn't too friendly because I still have to multiply 16×3 in the last step. Suppose I move the parentheses to change the way the numbers are grouped. Will it completely change my answer?
- S: No, we saw it's okay to move the parentheses when it's all multiplication in our Application Problems.
- T: Write the equation on your board. Use the parentheses to group the numbers differently. Check your work with your partner's.

S: (Write $8 \times (2 \times 3)$ and check work with a partner.)

T: (Draw array.) My array shows how I regrouped the numbers to show 8 groups of (2×3) . Is this problem friendlier than 16×3 ?



S: Oh, it's just 8×6 ! That's the same as 48! That was easy!

T: So, what is the answer to 16×3 ?

S: 48!

T: Tell your partner the steps we took to simplify the problem and solve.

S: First we rewrote 16 as a multiplication problem with two easier factors. Then we grouped the numbers with parentheses to make a multiplication problem that was easy to solve.

T: When we brainstormed factors with a product of 16, some of you thought of 4×4 . Let's see if rewriting the 16 that way helps us simplify. Rewrite 16×3 using 4×4 .

S: (Write $(4 \times 4) \times 3$.)

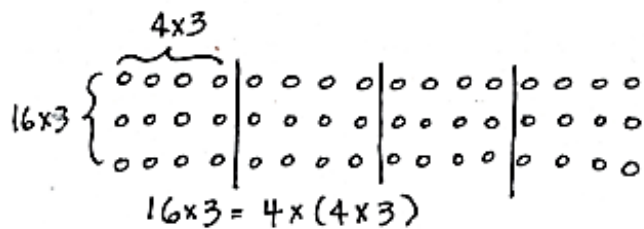
T: Is it easy to solve yet?

S: No!

T: Try and simplify by using the parentheses to group the numbers differently.

S: (Write $4 \times (4 \times 3)$.)

T: (Draw array.) Here is the array that shows our 4 groups of (4×3) . Did the problem get easier?



S: Not really. It's still 4×12 , and that's hard.

T: Let's compare the two arrays. What do you notice?

S: They show 16×3 in different ways. → The first array shows 8 groups of 6 and the second array show 4 groups of 12. → The second array has fewer groups but multiplies a larger number. → So, both arrays still show a total of 48, but the first array breaks it up into easier numbers.

T: True. If we use repeated addition to find the answer to 4×12 we'll find the answer is still 48. We didn't do anything wrong, but rewriting the 16 as 4×4 and moving the parentheses didn't do what

we wanted it to. It didn't help us simplify. With your partner, compare the two arrays. What happened when we rewrote 16 as 4×4 and 8×2 ? What does the comparison tell you about this strategy?

- S: It doesn't always work. → It means you have to be careful about which numbers you choose.
 → Yeah, some are helpful and some aren't. → Sometimes you might have to try more than one pair of numbers before you find the pair that helps you simplify.

Continue with 15×3 . You may want to point out that the order in which 15 is rewritten can make a difference. For example, ask students to notice which is easier:

a. $(3 \times 5) \times 3$ b. $(5 \times 3) \times 3$
 $3 \times (5 \times 3)$ $5 \times (3 \times 3)$
 3×15 5×9

Problem Set (10 minutes)

Students should do their personal best to complete the Problem Set within the allotted 10 minutes. For some classes, it may be appropriate to modify the assignment by specifying which problems they work on first. Some problems do not specify a method for solving. Students solve these problems using the RDW approach used for Application Problems.

NOTES ON MULTIPLE MEANS FOR ACTION AND EXPRESSION:

Learners who have not memorized sixes and sevens facts may not benefit from using the associative property to solve 14×3 . Adjust the numbers, or encourage students to use a more personally efficient strategy, such as the distribute property.

Student Debrief (10 minutes)

Lesson Objective: Model the associative property as a strategy to multiply.


The Student Debrief is intended to invite reflection and active processing of the total lesson experience. Invite students to review their solutions for the Problem Set. They should check work by comparing answers with a partner before going over answers as a class. Look for misconceptions or misunderstandings that can be addressed in the Debrief. Guide students in a conversation to debrief the Problem Set and process the lesson. You may choose to use any combination of the questions below to lead the discussion.

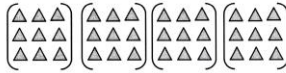
- In Problem 1, how do the problems on the bottom simplify the problems on the top?
- Invite students to share how they knew where to draw parentheses for the equations in Problem 2.
- In Problem 3, how did Charlotte simplify?


NYS COMMON CORE MATHEMATICS CURRICULUM Lesson 9 Problem Set 3•3


Name Gina Date _____

1. Use the array to complete the equation.

 a) $3 \times 12 = \underline{36}$

 b) $(3 \times 3) \times 4$
 $= \underline{9} \times 4$
 $= \underline{36}$

 c) $3 \times 14 = \underline{42}$

 d) $(\underline{3} \times \underline{2}) \times 7$
 $= \underline{6} \times \underline{7}$
 $= \underline{42}$

COMMON CORE Lesson 9: Model the associative property as a strategy to multiply. Date: 7/2/13 engage^{ny} 3.C.7

- How are the commutative property and this new strategy helpful for finding unknown, larger facts?
- How did the Application Problems relate to the lesson today?
- In the Application Problems we noticed that it is okay to move the parentheses when every operation is multiplication. Is that true for the other operations too? (Provide examples for subtraction and division; students will quickly see that it is not. Provide addition examples that students can use in conjunction with Application Problem 1 to generalize that it is also true for addition.)

Exit Ticket (3 minutes)

After the Student Debrief, instruct students to complete the Exit Ticket. A review of their work will help you assess the students’ understanding of the concepts that were presented in the lesson today and plan more effectively for future lessons. You may read the questions aloud to the students.

NYS COMMON CORE MATHEMATICS CURRICULUM Lesson 9 Problem Set 3•3

2. Place () in the equations to simplify. Then solve. The first one has been done for you.

$3 \times 16 = 3 \times (2 \times 8)$ $= (3 \times 2) \times 8$ $= 6 \times 8$	$2 \times 14 = 2 \times (2 \times 7)$ $= (2 \times 2) \times 7$ $= 4 \times 7$
$3 \times 12 = 3 \times (3 \times 4)$ $= (3 \times 3) \times 4$ $= 9 \times 4$	$3 \times 14 = 3 \times (2 \times 7)$ $= (3 \times 2) \times 7$ $= 6 \times 7$
$15 \times 3 = (5 \times 3) \times 3$ $= 5 \times (3 \times 3)$ $= 5 \times 9$	$15 \times 2 = (5 \times 3) \times 2$ $= 5 \times (3 \times 2)$ $= 5 \times 6$

3. Charlotte finds the answer to 16×2 by thinking about 8×4 . Explain her strategy.

$16 \times 2 = (8 \times 2) \times 2$ $= 8 \times (2 \times 2)$ $= 8 \times 4$ $= 32$	<p>Charlotte rewrites 16 as 8×2. Then she moves the parentheses over to 2×2. That's how she got the related fact, 8×4.</p>
---	--

COMMON CORE Lesson 9: Model the associative property as a strategy to multiply. Date: 7/2/13 engage^{ny} 3.C.8

© 2013 Common Core, Inc. Some rights reserved. commoncore.org This work is licensed under a Creative Commons Attribution-NonCommercial-ShareAlike 3.0 Unported License.

Name _____ Date _____

Solve the following pairs of problems. Circle the pairs where both problems have the same answer.

1. a. $7 + (6 + 4)$

b. $(7 + 6) + 4$

5. a. $(3 + 2) \times 5$

b. $3 + (2 \times 5)$

2. a. $(3 \times 2) \times 4$

b. $3 \times (2 \times 4)$

6. a. $(8 \div 2) \times 2$

b. $8 \div (2 \times 2)$

3. a. $(2 \times 1) \times 5$

b. $2 \times (1 \times 5)$

7. a. $(9 - 5) + 3$

b. $9 - (5 + 3)$

4. a. $(4 \times 2) \times 2$

b. $4 \times (2 \times 2)$


8. a. $(8 \times 5) - 4$

b. $8 \times (5 - 4)$

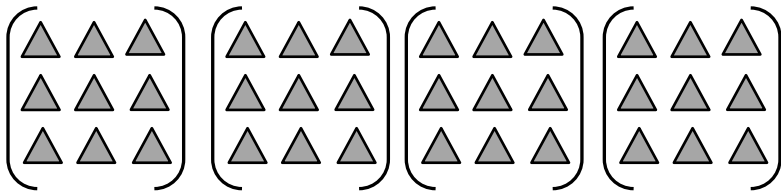
Name _____

Date _____


1. Use the array to complete the equation.



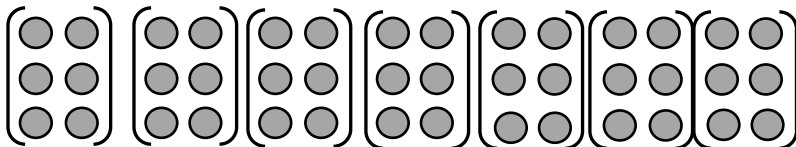
a) $3 \times 12 = \underline{\hspace{2cm}}$



b) $(3 \times 3) \times 4$
 $= \underline{\hspace{2cm}} \times 4$
 $= \underline{\hspace{2cm}}$



c) $3 \times 14 = \underline{\hspace{2cm}}$



d) $(\underline{\hspace{1cm}} \times \underline{\hspace{1cm}}) \times 7$
 $= \underline{\hspace{1cm}} \times \underline{\hspace{1cm}}$
 $= \underline{\hspace{2cm}}$

2. Place () in the equations to simplify. Then solve. The first one has been done for you.

$$3 \times 16 = 3 \times (2 \times 8)$$

$$= (3 \times 2) \times 8$$

$$= \underline{6} \times 8$$

48

$$2 \times 14 = 2 \times (2 \times 7)$$

$$= (2 \times 2) \times 7$$

$$= \underline{\quad} \times 7$$

$$3 \times 12 = 3 \times (3 \times 4)$$

$$= 3 \times 3 \times 4$$

$$= \underline{\quad} \times \underline{\quad}$$

$$3 \times 14 = 3 \times 2 \times 7$$

$$= 3 \times 2 \times 7$$

$$= \underline{\quad} \times \underline{\quad}$$

$$15 \times 3 = 5 \times 3 \times 3$$

$$= 5 \times 3 \times 3$$

$$= \underline{\quad} \times \underline{\quad}$$

$$15 \times 2 = 5 \times 3 \times 2$$

$$= 5 \times 3 \times 2$$

$$= \underline{\quad} \times \underline{\quad}$$

3. Charlotte finds the answer to 16×2 by thinking about 8×4 . Explain her strategy.

Name _____


Date _____

Simplify to find the answer to 18×3 . Show your work and explain your strategy.

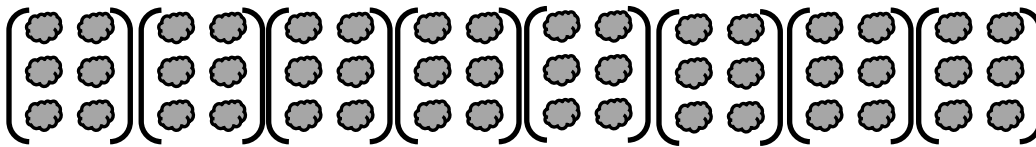
Name _____

Date _____

1. Use the array to complete the equation.




a. $3 \times 16 = \underline{\hspace{2cm}}$



b. $(3 \times \underline{\hspace{1cm}}) \times 8$
 $= \underline{\hspace{1cm}} \times \underline{\hspace{1cm}}$
 $= \underline{\hspace{2cm}}$



c. $4 \times 18 = \underline{\hspace{2cm}}$



d. $(4 \times \underline{\hspace{1cm}}) \times 9$
 $= \underline{\hspace{1cm}} \times \underline{\hspace{1cm}}$
 $= \underline{\hspace{2cm}}$

2. Place () in the equations to simplify and solve.

$$\left. \begin{aligned} 12 \times 4 &= (6 \times 2) \times 4 \\ &= 6 \times (2 \times 4) \\ &= 6 \times \underline{8} \end{aligned} \right\} = \underline{48}$$

$$\left. \begin{aligned} 3 \times 14 &= 3 \times (2 \times 7) \\ &= (3 \times 2) \times 7 \\ &= \underline{\quad} \times 7 \end{aligned} \right\} = \underline{\quad}$$

$$\left. \begin{aligned} 3 \times 12 &= 3 \times (3 \times 4) \\ &= 3 \times 3 \times 4 \\ &= \underline{\quad} \times 4 \end{aligned} \right\} = \underline{\quad}$$

3. Solve. Then match the related facts.

- | | |
|--|-------------------------|
| a. $20 \times 2 = \underline{40} =$ | $6 \times (5 \times 2)$ |
| b. $30 \times 2 = \underline{\quad} =$ | $8 \times (5 \times 2)$ |
| c. $35 \times 2 = \underline{\quad} =$ | $4 \times (5 \times 2)$ |
| d. $40 \times 2 = \underline{\quad} =$ | $7 \times (5 \times 2)$ |