

NAME _____

DATE _____

PERIOD _____

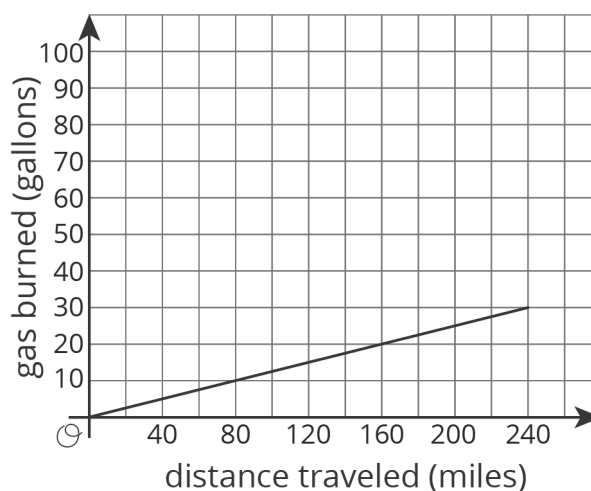
Unit 5, Lesson 17: Scaling One Dimension

Let's see how changing one dimension changes the volume of a shape.

17.1: Driving the Distance

Here is a graph of the amount of gas burned during a trip by a tractor-trailer truck as it drives at a constant speed down a highway:

1. At the end of the trip, how far did the truck drive, and how much gas did it use?
2. If a truck traveled half this distance at the same rate, how much gas would it use?
3. If a truck traveled double this distance at the same rate, how much gas would it use?
4. Complete the sentence: _____ is a function of _____.



17.2: Double the Edge

m.openup.org/1/8-5-17-2

There are many right rectangular prisms with one edge of length 5 units and another edge of length 3 units. Let s represent the length of the third edge and V represent the volume of these prisms.




1. Write an equation that represents the relationship between V and s .

NAME _____

DATE _____

PERIOD _____

2. Graph this equation and label the axes.



3. What happens to the volume if you double the edge length s ? Where do you see this in the graph? Where do you see it algebraically?

17.3: Halve the Height

m.openup.org/1/8-5-17-3

There are many cylinders with radius 5 units. Let h represent the height and V represent the volume of these cylinders.




1. Write an equation that represents the relationship between V and h . Use 3.14 as an approximation of π .

NAME _____

DATE _____

PERIOD _____

2. Graph this equation and label the axes.



3. What happens to the volume if you halve the height, h ? Where can you see this in the graph? How can you see it algebraically?

Are you ready for more?

Suppose we have a rectangular prism with dimensions 2 units by 3 units by 6 units, and we would like to make a rectangular prism of volume 216 cubic units by stretching *one* of the three dimensions.

- What are the three ways of doing this? Of these, which gives the prism with the smallest surface area?
- Repeat this process for a starting rectangular prism with dimensions 2 units by 6 units by 6 units.
- Can you give some general tips to someone who wants to make a box with a certain volume, but wants to save cost on material by having as small a surface area as possible?

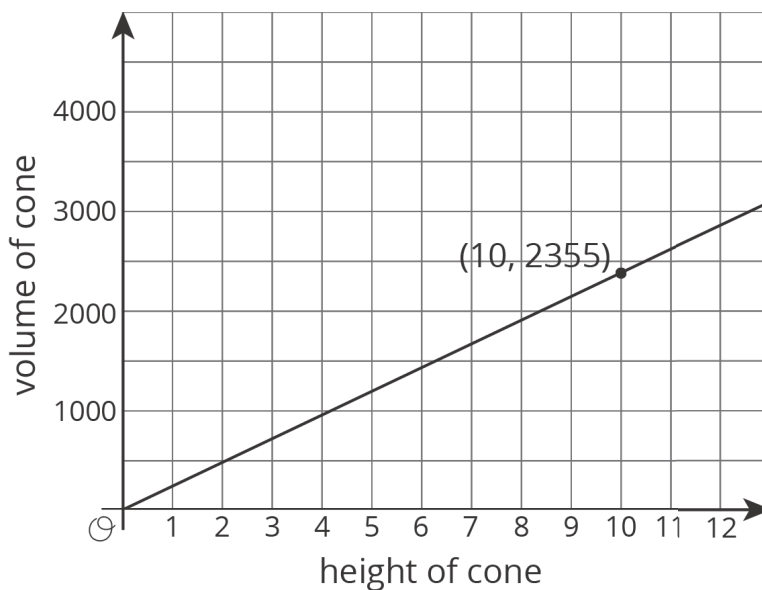
NAME _____

DATE _____

PERIOD _____

17.4: Figuring Out Cone Dimensions

Here is a graph of the relationship between the height and the volume of some cones that all have the same radius:



1. What do the coordinates of the labeled point represent?
2. What is the volume of the cone with height 5? With height 30?
3. Use the labeled point to find the radius of these cones. Use 3.14 as an approximation for π .
4. Write an equation that relates the volume V and height h .

NAME _____

DATE _____

PERIOD _____

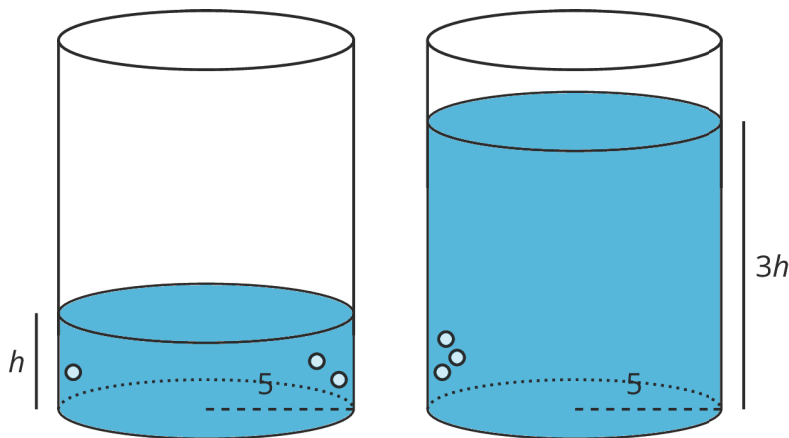
Lesson 17 Summary

Imagine a cylinder with a radius of 5 cm that is being filled with water. As the height of the water increases, the volume of water increases.

We say that the volume of the water in the cylinder, V , depends on the height of the water h . We can represent this relationship with an equation: $V = \pi \cdot 5^2 h$ or just

$$V = 25\pi h$$

This equation represents a *proportional relationship* between the height and the volume. We can use this equation to understand how the volume changes when the height is tripled.



The new volume would be $V = 25\pi(3h) = 75\pi h$, which is precisely 3 times as much as the old volume of $25\pi h$. In general, when one quantity in a proportional relationship changes by a given factor, the other quantity changes by the same factor.

Remember that proportional relationships are examples of linear relationships, which can also be thought of as functions. So in this example V , the volume of water in the cylinder, is a function of the height h of the water.

NAME

DATE

PERIOD

Unit 5, Lesson 17: Scaling One Dimension

1. A cylinder has a volume of $48\pi \text{ cm}^3$ and height h . Complete this table for volume of cylinders with the same radius but different heights.

height (cm)	volume (cm^3)
h	48π
$2h$	
$5h$	
$\frac{h}{2}$	
$\frac{h}{5}$	

2. A cylinder has a radius of 3 cm and a height of 5 cm.
- What is the volume of the cylinder?
 - What is the volume of the cylinder when its height is tripled?
 - What is the volume of the cylinder when its height is halved?
3. A graduated cylinder that is 24 cm tall can hold 1 L of water. What is the radius of the cylinder? What is the height of the 500 ml mark? The 250 ml mark? Recall that 1 liter (L) is equal to 1000 milliliters (ml).
4. An ice cream shop offers two ice cream cones. The waffle cone holds 12 ounces and is 5 inches tall. The sugar cone also holds 12 ounces and is 8 inches tall. Which cone has a larger radius?
(from Unit 5, Lesson 16)

NAME

DATE

PERIOD

5. A 6 oz paper cup is shaped like a cone with a diameter of 4 inches. How many ounces of water will a plastic cylindrical cup with a diameter of 4 inches hold if it is the same height as the paper cup?

(from Unit 5, Lesson 15)

6. Lin's smart phone was fully charged when she started school at 8:00 a.m. At 9:20 a.m., it was 90% charged, and at noon, it was 72% charged.
- When do you think her battery will die?
 - Is battery life a function of time? If yes, is it a linear function? Explain your reasoning.

(from Unit 5, Lesson 9)