

NAME

DATE

PERIOD

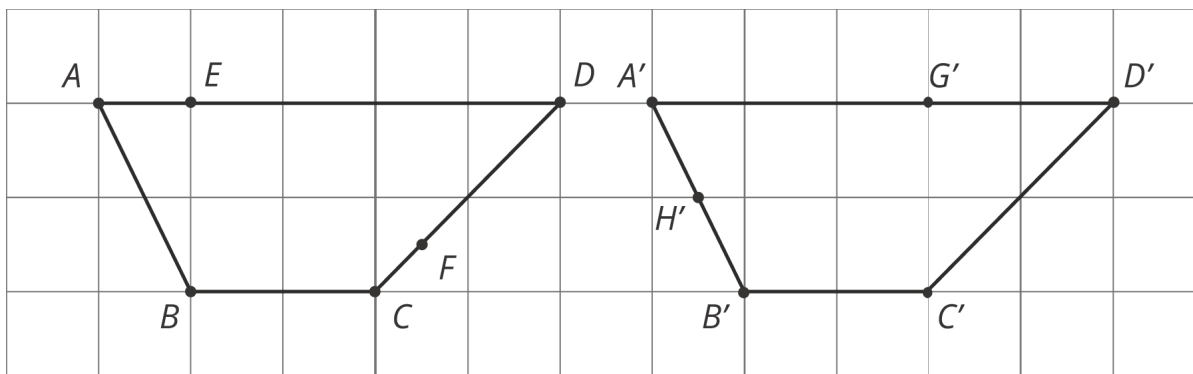
Unit 1, Lesson 13: Congruence

Let's find ways to test congruence of interesting figures.

13.1: Not Just the Vertices

Trapezoids $ABCD$ and $A'B'C'D'$ are congruent.

- Draw and label the points on $A'B'C'D'$ that correspond to E and F .
- Draw and label the points on $ABCD$ that correspond to G' and H' .
- Draw and label at least three more pairs of corresponding points.



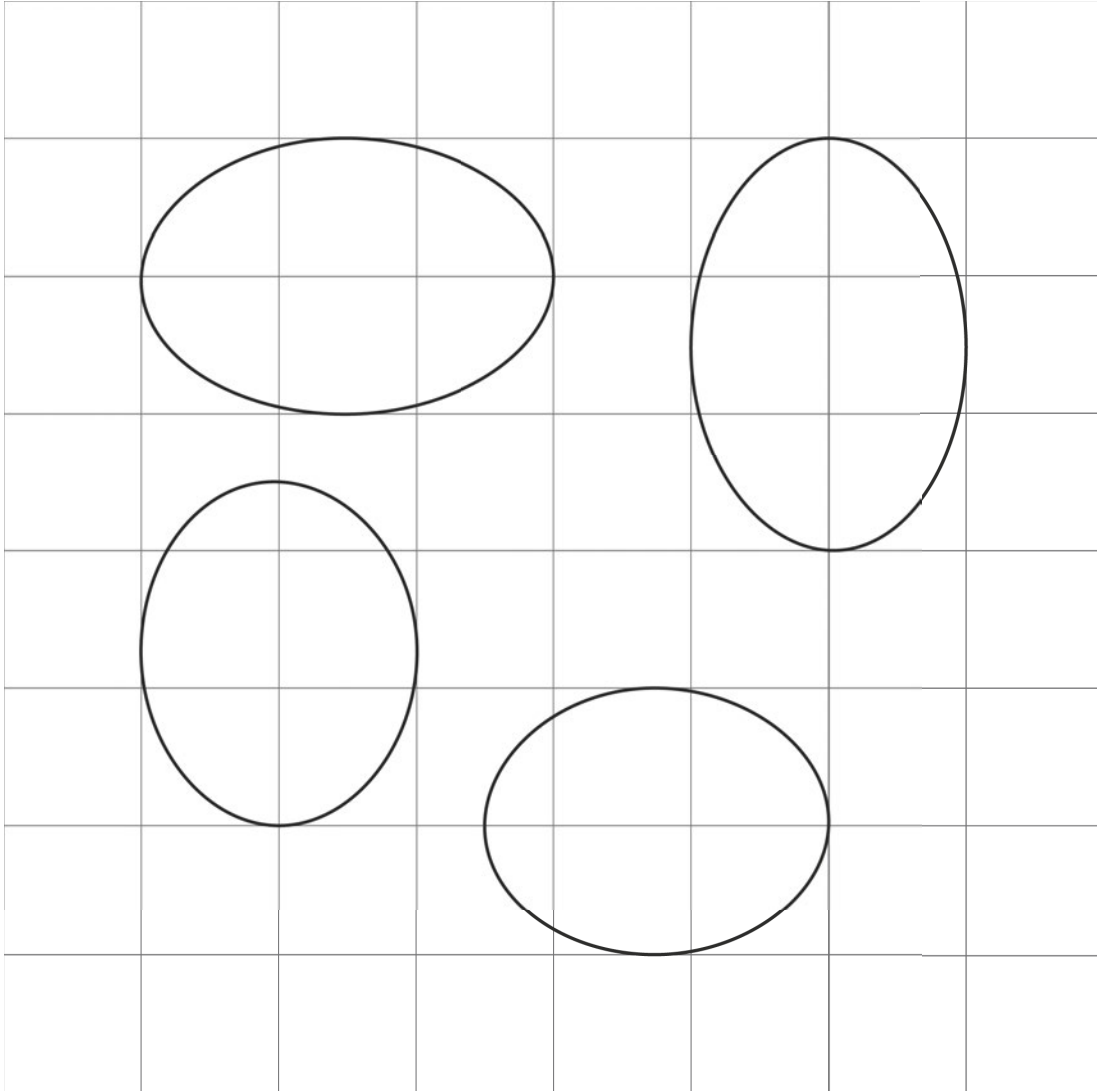
NAME _____

DATE _____

PERIOD _____

13.2: Congruent Ovals

Are any of the ovals congruent to one another? Explain how you know.



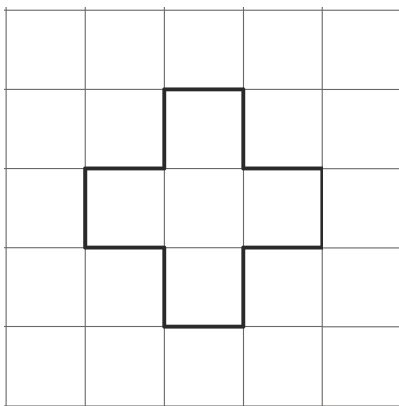
NAME

DATE

PERIOD

Are you ready for more?

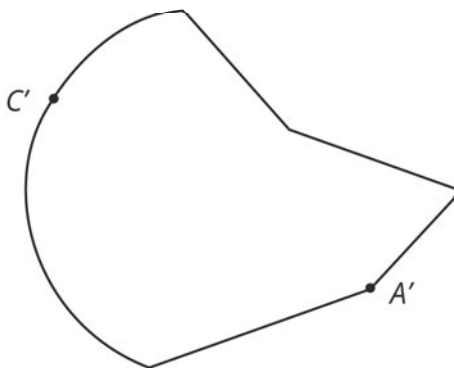
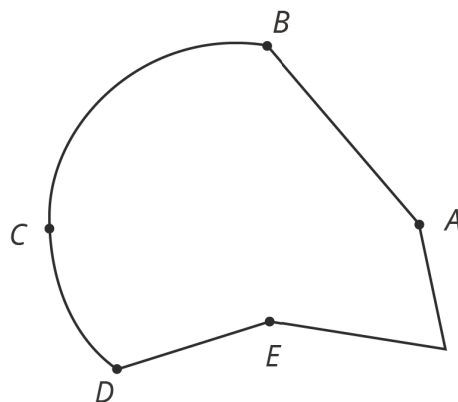
You can use 12 toothpicks to create a polygon with an area of five square toothpicks, like this:



Can you use exactly 12 toothpicks to create a polygon with an area of four square toothpicks?

13.3: Corresponding Points in Congruent Figures

Here are two congruent shapes with some corresponding points labeled.



NAME


DATE

PERIOD

1. Draw the points corresponding to B , D , and E , and label them B' , D' , and E' .
2. Draw line segments AD and $A'D'$ and measure them. Do the same for segments BC and $B'C'$ and for segments AE and $A'E'$. What do you notice?
3. Do you think there could be a pair of corresponding segments with different lengths? Explain.

13.4: Astonished Faces

Are these faces congruent? Explain your reasoning.



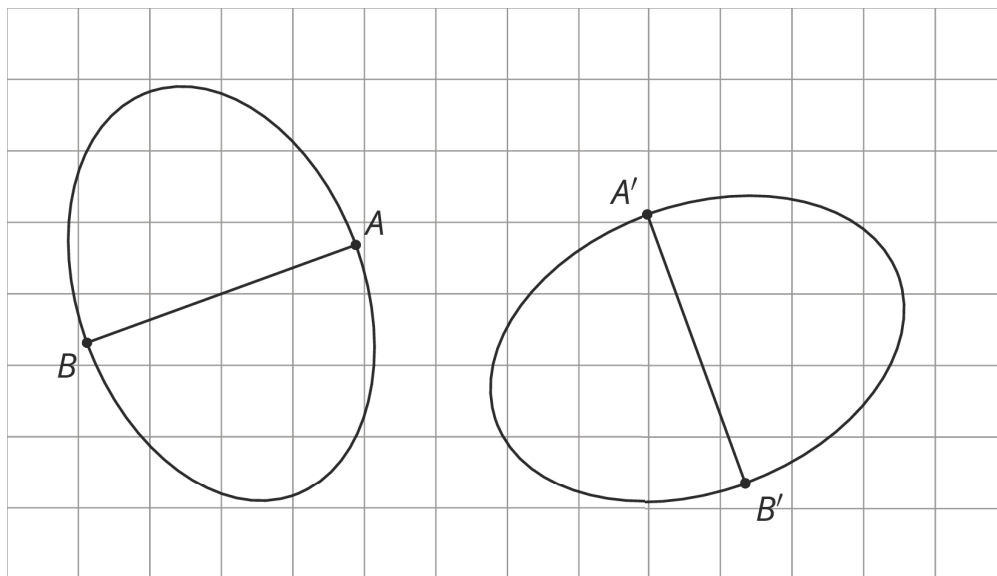
NAME _____

DATE _____

PERIOD _____

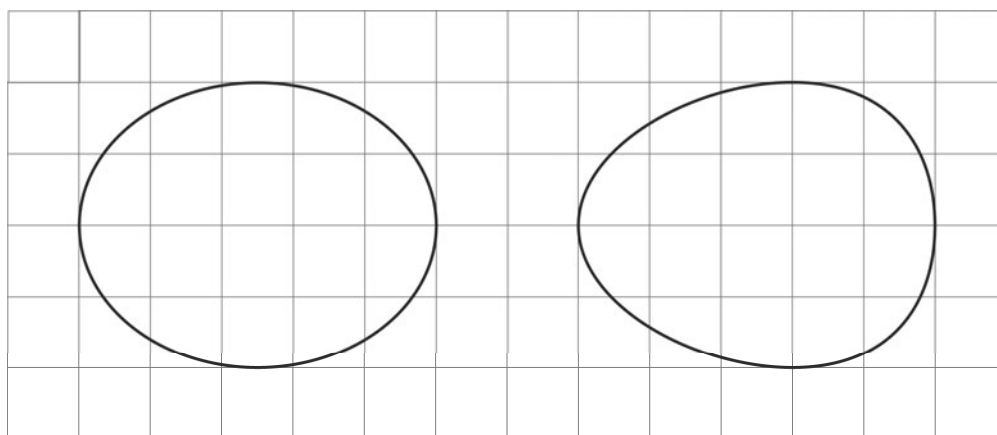
Lesson 13 Summary

To show two figures are congruent, you align one with the other by a sequence of rigid transformations. This is true even for figures with curved sides. Distances between corresponding points on congruent figures are always equal, even for curved shapes. For example, corresponding segments AB and $A'B'$ on these congruent ovals have the same length:



To show two figures are not congruent, you can find parts of the figures that should correspond but that have different measurements.

For example, these two ovals don't look congruent.

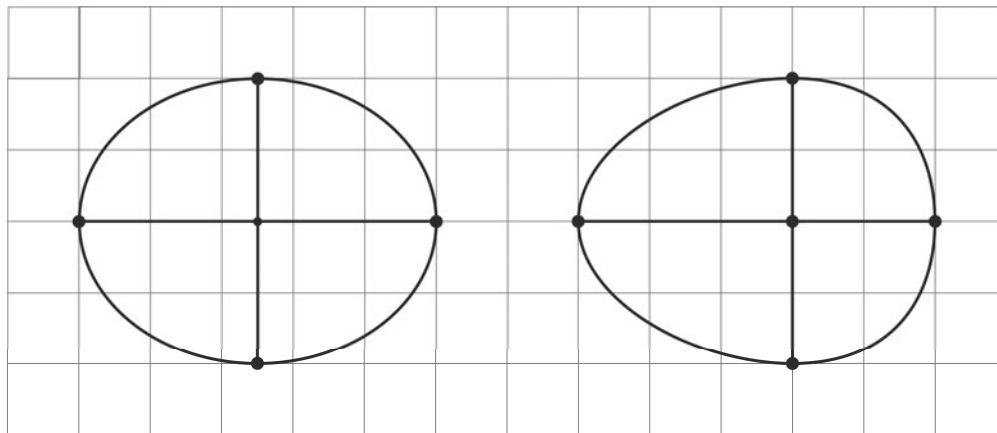


NAME _____

DATE _____

PERIOD _____

On both, the longest distance is 5 units across, and the longest distance from top to bottom is 4 units. The line segment from the highest to lowest point is in the middle of the left oval, but in the right oval, it's 2 units from the right end and 3 units from the left end. This proves they are not congruent.



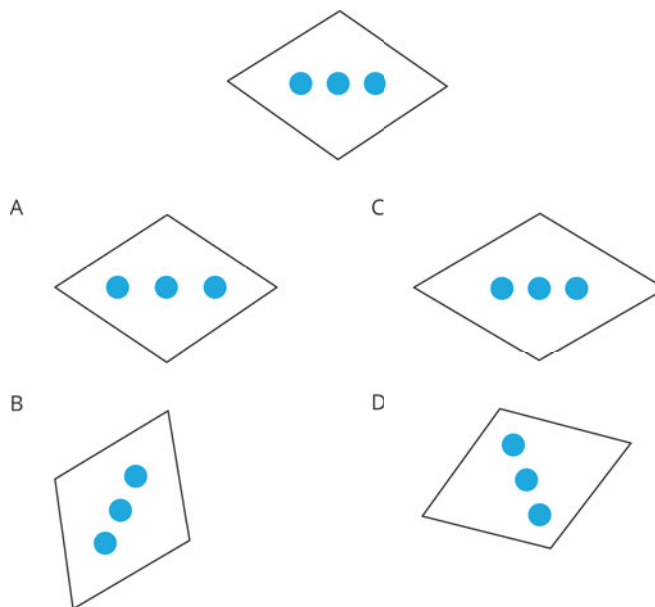
NAME

DATE

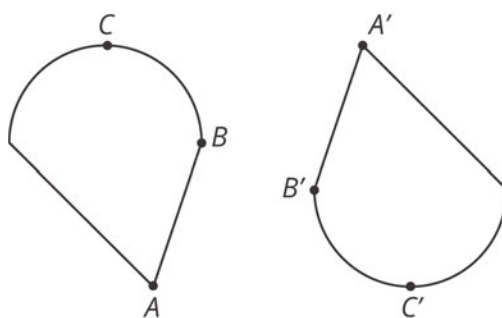
PERIOD

Unit 1, Lesson 13: Congruence

1. Which of these four figures are congruent to the top figure?



2. These two figures are congruent, with corresponding points marked.



a. Are angles ABC and $A'B'C'$ congruent? Explain your reasoning.

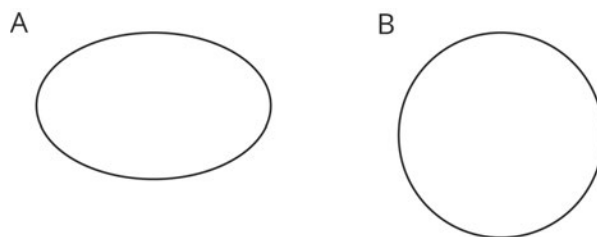
b. Measure angles ABC and $A'B'C'$ to check your answer.

3. Here are two figures.

NAME _____

DATE _____

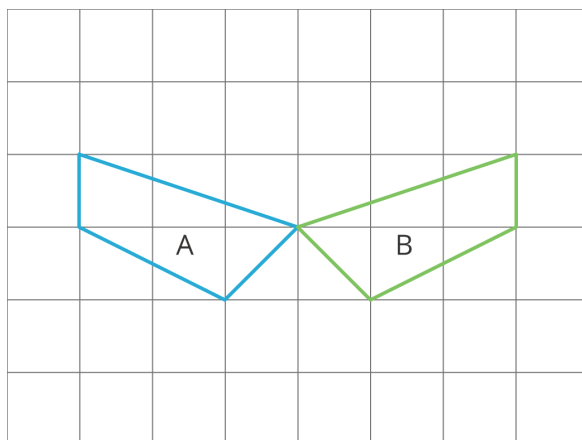
PERIOD _____



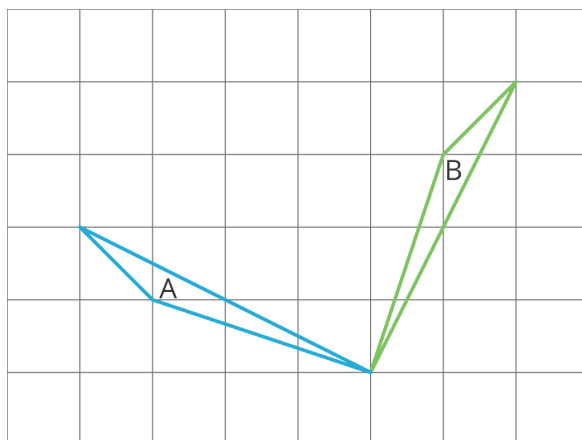
Show, using measurement, that these two figures are *not* congruent.

4. Each picture shows two polygons, one labeled Polygon A and one labeled Polygon B. Describe how to move Polygon A into the position of Polygon B using a transformation.

a.



b.

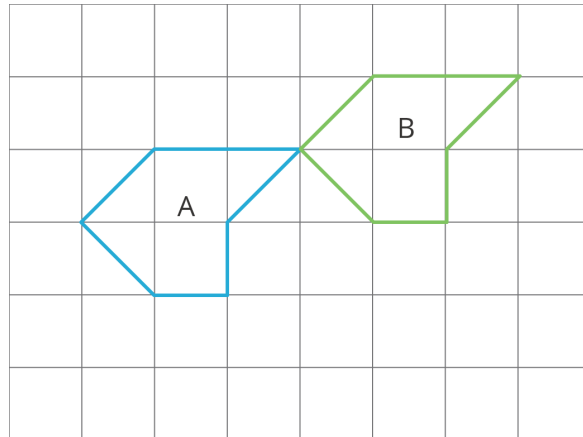


c.

NAME

DATE

PERIOD



(from Unit 1, Lesson 3)