

NAME

DATE

PERIOD

Unit 8, Lesson 3: What Are Probabilities?

Let's find out what's possible.

3.1: Which Game Would You Choose?

Which game would you choose to play? Explain your reasoning.

Game 1: You flip a coin and win if it lands showing heads.

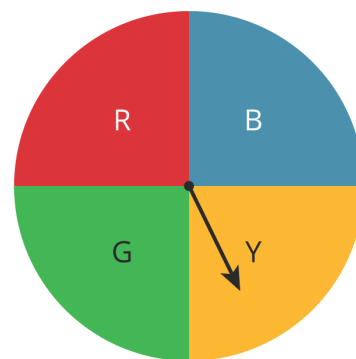
Game 2: You roll a standard number cube and win if it lands showing a number that is divisible by 3.

3.2: What's Possible?

1. For each situation, list the **sample space** and tell how many outcomes there are.

a. Han rolls a standard number cube once.

b. Clare spins this spinner once.



c. Kiran selects a letter at **random** from the word "MATH."

NAME

DATE

PERIOD

d. Mai selects a letter at random from the alphabet.

e. Noah picks a card at random from a stack that has cards numbered 5 through 20.

2. Next, compare the likelihood of these outcomes. Be prepared to explain your reasoning.

a. Is Clare more likely to have the spinner stop on the red or blue section?

b. Is Kiran or Mai more likely to get the letter T?

c. Is Han or Noah more likely to get a number that is greater than 5?

3. Suppose you have a spinner that is evenly divided showing all the days of the week. You also have a bag of papers that list the months of the year. Are you more likely to spin the current day of the week or pull out the paper with the current month?

Are you ready for more?

Are there any outcomes for two people in this activity that have the same likelihood? Explain or show your reasoning.

NAME

DATE

PERIOD

3.3: What's in the Bag?

Your teacher will give your group a bag of paper slips with something printed on them. Repeat these steps until everyone in your group has had a turn.

- As a group, guess what is printed on the papers in the bag and record your guess in the table.
- Without looking in the bag, one person takes out one of the papers and shows it to the group.
- Everyone in the group records what is printed on the paper.
- The person who took out the paper puts it back into the bag, shakes the bag to mix up the papers, and passes the bag to the next person in the group.

	Guess the sample space.	What is printed on the paper?
person 1		
person 2		
person 3		
person 4		

1. How was guessing the sample space the fourth time different from the first?

2. What could you do to get a better guess of the sample space?

3. Look at all the papers in the bag. Were any of your guesses correct?

NAME

DATE

PERIOD

4. Are all of the possible outcomes equally likely? Explain.

5. Use the sample space to determine the **probability** that a fifth person would get the same outcome as person 1.

Lesson 3 Summary

The **probability** of an event is a measure of the likelihood that the event will occur. Probabilities are expressed using numbers from 0 to 1.

If the probability is 0, that means the event is impossible. For example, when you flip a coin, the probability that it will turn into a bottle of ketchup is 0. The closer the probability of some event is to 0, the less likely it is.

If the probability is 1, that means the event is certain. For example, when you flip a coin, the probability that it will land somewhere is 1. The closer the probability of some event is to 1, the more likely it is.

If we list all of the possible outcomes for a chance experiment, we get the **sample space** for that experiment. For example, the sample space for rolling a standard number cube includes six outcomes: 1, 2, 3, 4, 5, and 6. The probability that the number cube will land showing the number 4 is $\frac{1}{6}$. In general, if all outcomes in an experiment are equally likely and there are n possible outcomes, then the probability of a single outcome is $\frac{1}{n}$.

Sometimes we have a set of possible outcomes and we want one of them to be selected at **random**. That means that we want to select an outcome in a way that each of the outcomes is *equally likely*. For example, if two people both want to read the same book, we could flip a coin to see who gets to read the book first.

Lesson 3 Glossary Terms

- probability
- sample space
- random

NAME

DATE

PERIOD

Unit 8, Lesson 3: What Are Probabilities?

- List the *sample space* for each chance experiment.
 - Flipping a coin
 - Selecting a random season of the year
 - Selecting a random day of the week
 - A computer randomly selects a letter from the alphabet.
 - How many different outcomes are in the sample space?
 - What is the probability the computer produces the first letter of your first name?
 - What is the probability of selecting a random month of the year and getting a month that starts with the letter "J?" If you get stuck, consider listing the sample space.
 - E represents an object's weight on Earth and M represents that same object's weight on the Moon. The equation $M = \frac{1}{6}E$ represents the relationship between these quantities.
 - What does the $\frac{1}{6}$ represent in this situation?
 - Give an example of what a person might weigh on Earth and on the Moon.
- (from Unit 2, Lesson 4)

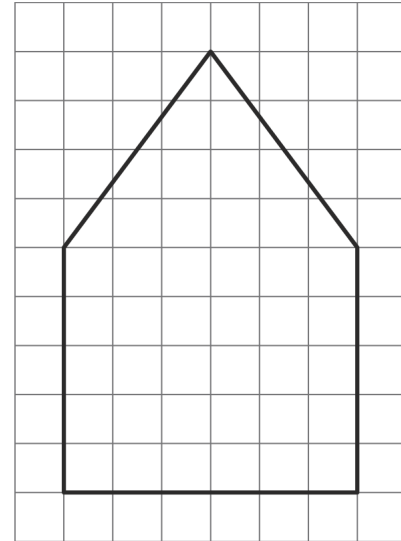
NAME _____

DATE _____

PERIOD _____

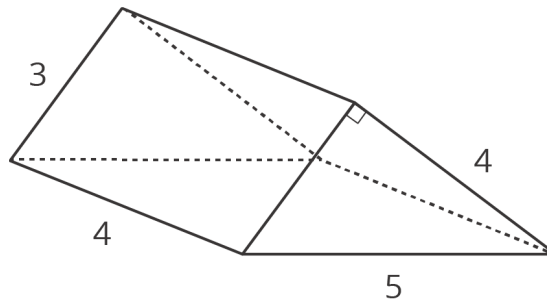
Here is a diagram of the base of a bird feeder which is in the shape of a pentagonal prism. Each small square on the grid is 1 square inch.

The distance between the two bases is 8 inches. What will be the volume of the completed bird feeder?



5. (from Unit 7, Lesson 13)

6. Find the surface area of the triangular prism.



(from Unit 7, Lesson 14)