

NAME

DATE

PERIOD

Unit 1, Lesson 3: Making Scaled Copies

Let's draw scaled copies.

3.1: More or Less?

For each problem, select the answer from the two choices.

1. The value of $25 \cdot (8.5)$ is:
 - a. More than 205
 - b. Less than 205
2. The value of $(9.93) \cdot (0.984)$ is:
 - a. More than 10
 - b. Less than 10
3. The value of $(0.24) \cdot (0.67)$ is:
 - a. More than 0.2
 - b. Less than 0.2

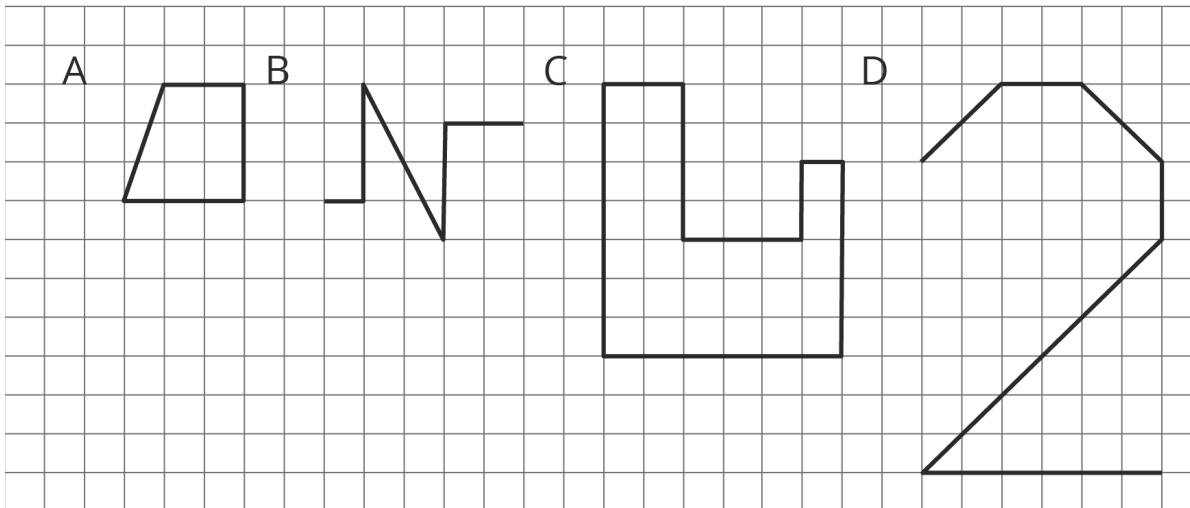
NAME _____

DATE _____

PERIOD _____

3.2: Drawing Scaled Copies

m.openup.org/1/7-1-3-2



1. Draw a scaled copy of either Figure A or B using a scale factor of 3.
2. Draw a scaled copy of either Figure C or D using a scale factor of $\frac{1}{2}$.



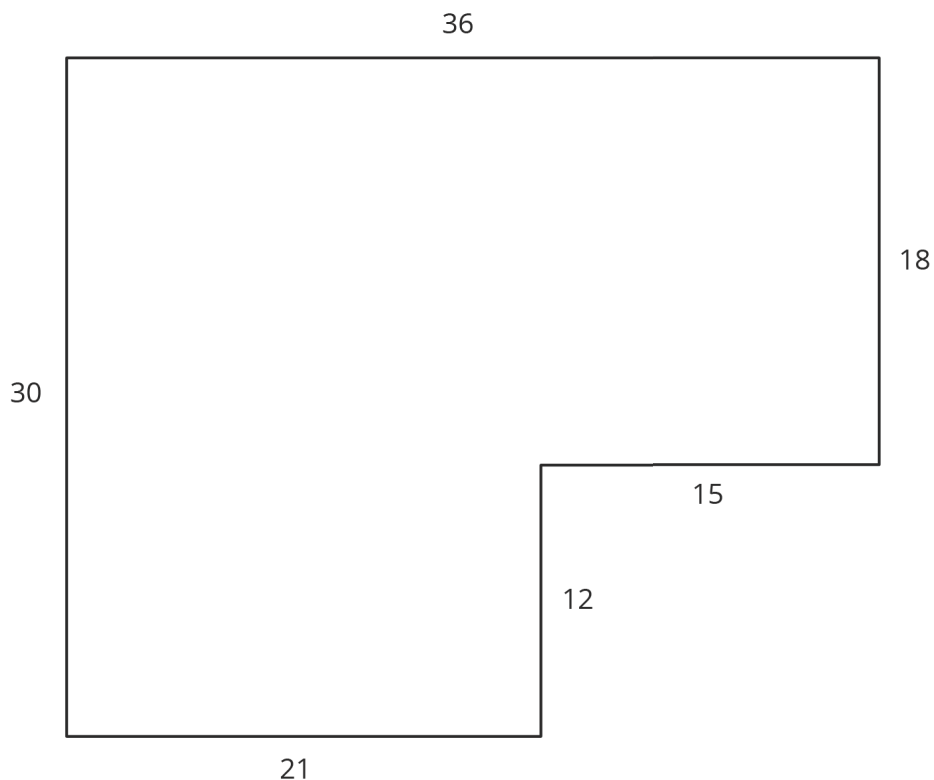
NAME

DATE

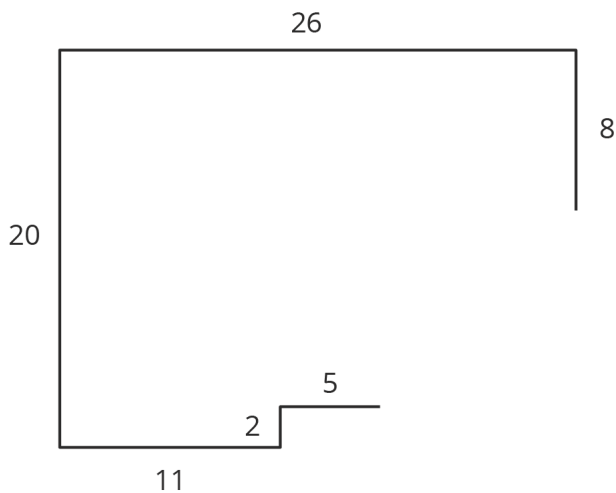
PERIOD

3.3: Which Operations? (Part 1)

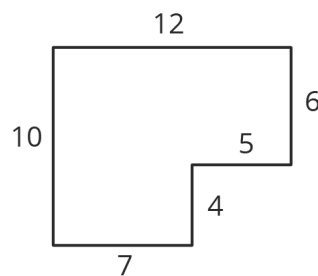
Diego and Jada want to scale this polygon so the side that corresponds to 15 units in the original is 5 units in the scaled copy.



Diego and Jada each use a different operation to find the new side lengths. Here are their finished drawings.



Diego's drawing



Jada's drawing

NAME

DATE

PERIOD

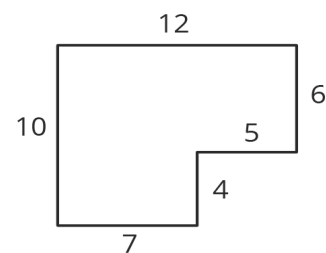
1. What operation do you think Diego used to calculate the lengths for his drawing?
2. What operation do you think Jada used to calculate the lengths for her drawing?
3. Did each method produce a scaled copy of the polygon? Explain your reasoning.

3.4: Which Operations? (Part 2)

Andre wants to make a scaled copy of Jada's drawing so the side that corresponds to 4 units in Jada's polygon is 8 units in his scaled copy.

1. Andre says "I wonder if I should add 4 units to the lengths of all of the segments?" What would you say in response to Andre? Explain or show your reasoning.

2. Create the scaled copy that Andre wants. If you get stuck, consider using the edge of an index card or paper to measure the lengths needed to draw the copy.



Jada's drawing

NAME _____

DATE _____

PERIOD _____

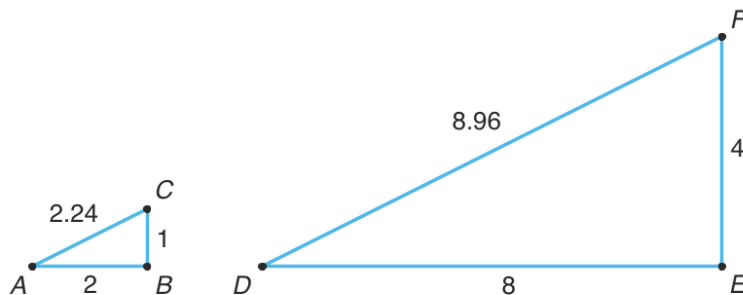
Are you ready for more?

The side lengths of Triangle B are all 5 more than the side lengths of Triangle A. Can Triangle B be a scaled copy of Triangle A? Explain your reasoning.

Lesson 3 Summary

Creating a scaled copy involves *multiplying* the lengths in the original figure by a scale factor.

For example, to make a scaled copy of triangle ABC where the base is 8 units, we would use a scale factor of 4. This means multiplying all the side lengths by 4, so in triangle DEF , each side is 4 times as long as the corresponding side in triangle ABC .



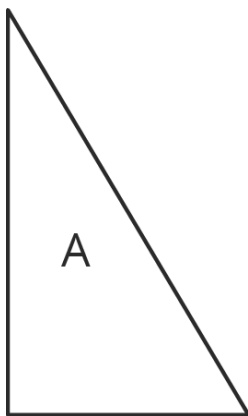
NAME _____

DATE _____

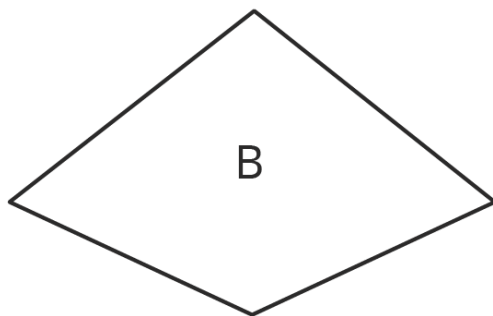
PERIOD _____

Unit 1, Lesson 3: Making Scaled Copies

1. Here are 3 polygons.



Draw a scaled copy of Polygon A using a scale factor of 2.



Draw a scaled copy of Polygon B using a scale factor of $\frac{1}{2}$.



Draw a scaled copy of Polygon C using a scale factor of $\frac{3}{2}$.

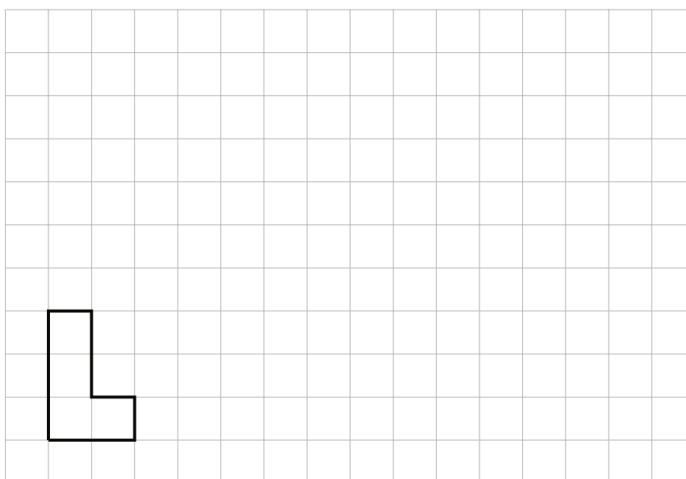
2. Quadrilateral A has side lengths 6, 9, 9, and 12. Quadrilateral B is a scaled copy of Quadrilateral A, with its shortest side of length 2. What is the perimeter of Quadrilateral B?

NAME

DATE

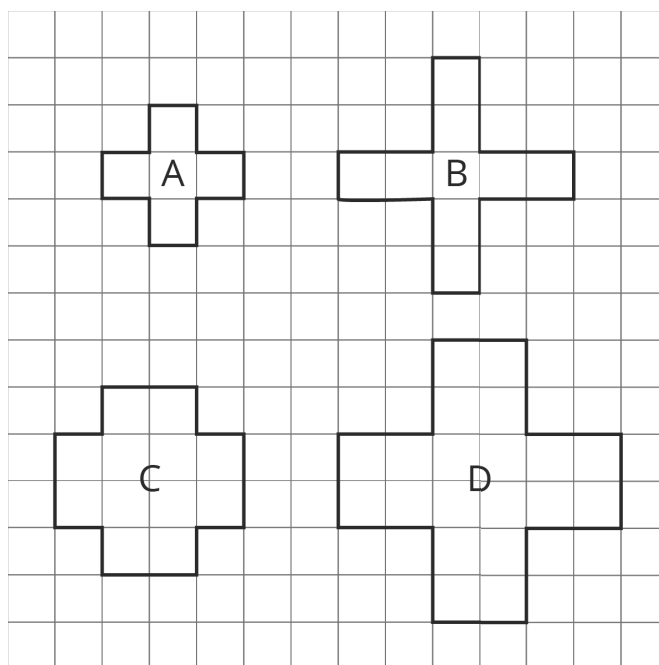
PERIOD

3. Here is a polygon on a grid.



Draw a scaled copy of this polygon that has a perimeter of 30 units. What is the scale factor? Explain how you know.

4. Priya and Tyler are discussing the figures shown below. Priya thinks that B, C, and D are scaled copies of A. Tyler says B and D are scaled copies of A. Do you agree with Priya, or do you agree with Tyler? Explain your reasoning.



(from Unit 1, Lesson 1)