

NAME _____

DATE _____


PERIOD _____

Unit 2, Lesson 5: Defining Equivalent Ratios


Let's investigate equivalent ratios some more.

5.1: Dots and Half Dots

Dot Pattern 1:



Dot Pattern 2:



5.2: Tuna Casserole

Here is a recipe for tuna casserole.

Ingredients

- 3 cups cooked elbow-shaped pasta
- 6 ounce can tuna, drained
- 10 ounce can cream of chicken soup
- 1 cup shredded cheddar cheese
- $1\frac{1}{2}$ cups French fried onions



Instructions

Combine the pasta, tuna, soup, and half of the cheese. Transfer into a 9 inch by 18 inch baking dish. Put the remaining cheese on top. Bake 30 minutes at 350 degrees. During the last 5 minutes, add the French fried onions. Let sit for 10 minutes before serving.

1. What is the ratio of the ounces of soup to the cups of shredded cheese to the cups of pasta in one batch of casserole?

NAME

DATE

PERIOD

2. How much of each of these 3 ingredients would be needed to make:
 - a. twice the amount of casserole?
 - b. half the amount of casserole?
 - c. five times the amount of casserole?
 - d. one-fifth the amount of casserole?
3. What is the ratio of cups of pasta to ounces of tuna in one batch of casserole?
4. How many batches of casserole would you make if you used the following amounts of ingredients?
 - a. 9 cups of pasta and 18 ounces of tuna?
 - b. 36 ounces of tuna and 18 cups of pasta?
 - c. 1 cup of pasta and 2 ounces of tuna?

Are you ready for more?

The recipe says to use a 9 inch by 18 inch baking dish. Determine the length and width of a baking dish with the same height that could hold:

1. Twice the amount of casserole
2. Half the amount of casserole
3. Five times the amount of casserole
4. One-fifth the amount of casserole

5.3: What Are Equivalent Ratios?

The ratios $5 : 3$ and $10 : 6$ are **equivalent ratios**.

1. Is the ratio $15 : 12$ equivalent to these? Explain your reasoning.

NAME

DATE

PERIOD

2. Is the ratio 30 : 18 equivalent to these? Explain your reasoning.

3. Give two more examples of ratios that are equivalent to 5 : 3.

4. How do you know when ratios are equivalent and when they are *not* equivalent?

5. Write a definition of *equivalent ratios*.

Pause here so your teacher can review your work and assign you a ratio to use for your visual display.

6. Create a visual display that includes:

- the title "Equivalent Ratios"
- your best definition of *equivalent ratios*
- the ratio your teacher assigned to you
- at least two examples of ratios that are equivalent to your assigned ratio
- an explanation of how you know these examples are equivalent
- at least one example of a ratio that is *not* equivalent to your assigned ratio
- an explanation of how you know this example is *not* equivalent

Be prepared to share your display with the class.

NAME _____

DATE _____

PERIOD _____

Lesson 5 Summary

All ratios that are **equivalent** to $a : b$ can be made by multiplying both a and b by the same number.

For example, the ratio $18 : 12$ is equivalent to $9 : 6$ because both 9 and 6 are multiplied by the same number: 2.

$$\begin{array}{ccc} & 9 : 6 & \\ \cdot 2 & \downarrow \quad \downarrow & \cdot 2 \\ & 18 : 12 & \end{array}$$

$3 : 2$ is also equivalent to $9 : 6$, because both 9 and 6 are multiplied by the same number: $\frac{1}{3}$.

$$\begin{array}{ccc} & 9 : 6 & \\ \cdot \frac{1}{3} & \downarrow \quad \downarrow & \cdot \frac{1}{3} \\ & 3 : 2 & \end{array}$$

Is $18 : 15$ equivalent to $9 : 6$?

No, because 18 is $9 \cdot 2$, but 15 is *not* $6 \cdot 2$.

$$\begin{array}{ccc} & 9 : 6 & \\ \cdot 2 & \downarrow \quad \downarrow & \text{Nope.} \\ & 18 : 15 & \end{array}$$

Lesson 5 Glossary Terms

- equivalent ratios

NAME _____

DATE _____

PERIOD _____

Unit 2, Lesson 5: Defining Equivalent Ratios

1. Each of these is a pair of equivalent ratios. For each pair, explain why they are equivalent ratios or draw a diagram that shows why they are equivalent ratios.

a. $4 : 5$ and $8 : 10$

c. $2 : 7$ and $10,000 : 35,000$

b. $18 : 3$ and $6 : 1$

2. Explain why $6 : 4$ and $18 : 8$ are not equivalent ratios.

3. Are the ratios $3 : 6$ and $6 : 3$ equivalent? Why or why not?

4. This diagram represents 3 batches of light yellow paint. Draw a diagram that represents 1 batch of the same shade of light yellow paint.

white paint (cups)



yellow paint (cups)



(from Unit 2, Lesson 4)

5. In the fruit bowl there are 6 bananas, 4 apples, and 3 oranges.

a. For every 4 _____, there are 3 _____.

b. The ratio of _____ to _____ is $6 : 3$.

NAME _____

DATE _____

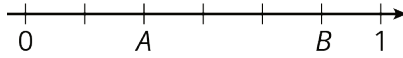
PERIOD _____

c. The ratio of _____ to _____ is 4 to 6.

d. For every 1 orange, there are _____ bananas.

(from Unit 2, Lesson 1)

6. Write fractions for points A and B on the number line.



(from Unit 2, Lesson 1)